



## DESIGN & MANUFACTURE

FOR HOSPITALITY PRODUCTS

<https://www.resortssupplies.com/>

## Factory Milestones

2010	CREATION OF HONEYSON.	2018	ESTABLISHED FOSHAN SUBSIDIARY FOR OVERSEA SERVICE; OBTAINED PATENTS FOR 15 AUTONOMOUS PRODUCTS.
2011	DEVELOPED THE 1ST DOUBLE-WALL ELECTRIC KETTLE; OBTAINED PATENT FOR BUILT-IN BASE TRAY.	2019	UNDERTOOK THE HOSPITALITY SUPPLIES FOR THE 7TH CISM MILITARY WORLD GAMES.
2012-2014	ATTENDED IN GLOBAL TRADESHOWS, PROCEED HONEYSON TO THE WORLD.	2020	UNDERTOOK THE HOSPITALITY SUPPLIES FOR EXPO 2020 DUBAI.
2015	SET UP GUANGZHOU SUBSIDIARY FOR OVERSEA SERVICE; BEEN SUPPLIED MORE THAN 50 COUNTRIES.	2021	UNDERTOOK THE HOSPITALITY SUPPLIES FOR THE 14TH NATIONAL GAMES IN XI'AN.
2016	DEVELOPED OEM SERVICE. DEVELOPED AND LAUNCHED MINIBAR AND SAFEBOX PRODUCTS.	2022	UNDERTOOK THE HOSPITALITY SUPPLIES FOR THE 2022 FIFA WORLD CUP. BEEN EXPORTED TO MORE THAN 100 COUNTRIES; OEM FOR GLOBAL BRANDS OVER DOZENS. DEVELOPED AND LAUNCHED SUPER-SONIC HAIRDRYER PRODUCT.  NEW ADVENTURE---INVESTED IN COMMERCIAL KITCHEN INDUSTRY&FOCUS ON COMMERCIAL BLENDER; OBTAINED INTERNATIONAL CERTIFICATES; PROVIDING OEM/ODM SERVICE
2017	WORK UP COOPERATION RELATIONSHIP WITH INTERNATIONAL HOTEL CHAIN GROUPS.	2023	UNDERTOOK THE HOSPITALITY SUPPLIES FOR THE 19TH ASIAN GAMES IN HANGZHOU.  COMMERCIAL BLENDERS EXPORTED TO OVER 30 COUNTRIES AND STILL GROWING..






Kettle: K85  
Mini bar: CB-40SA



Safe box: CT-2048MJ  
Hair dryer: F17



Kettle: H1268  
Tray: I



Kettle: H1268  
Mini bar: HS-42G



Kettle: H1263  
Tray: M



Kettle: H2002  
Tray: F



Kettle: H1208  
Tray: W



Steam iron: HS-05  
Board: IB-05

*Your preference is a true pleasure and privilege.*

Honeyson is trusted and approved in over 120 countries.



20<sup>+</sup>  
EXCLUSIVE PATENTS.

14<sup>+</sup>  
YEARS OF INDUSTRY-LEADING HOTEL  
SUPPLIES EXPERIENCE

100<sup>+</sup>  
DISTRIBUTED ACROSS MORE  
THAN 100 COUNTRIES

7  
GENERAL SAMPLES GUARANTEED  
TO BE READY WITHIN 7 DAYS.

3600<sup>+</sup>  
TRUSTED CUSTOMERS WORLDWIDE.



ELECTRIC KETTLES

BEAULIEU

1.0L compact 2-layer cool touch kettle

Power supply: 1200W-1400W (220V-20V, 50Hz-60Hz)  
Capacity: 1 Litre  
Material: Food grade 304 stainless steel + PP shell  
Controller: Chinese branded, guaranteed lifespan, fast boiling

- Product highlights:
- 2-layer structure, cool touch exterior for safe handling
  - Auto shut off and boil-dry protection, providing maximum safety
  - Concealed heating element
  - 360 cordless base
  - Power indicator light
  - Approved certification: CE,CB,LFGB,Rohs,IECEE

Model	Specifications	Color
K106	L160xW130xH205mm	Black/White/Khaki



LUNERA

1.0L compact stainless steel kettle

Power supply: 1200W-1400W (220V-20V, 50Hz-60Hz)  
Capacity: 1 Litre  
Material: Food grade 304 stainless steel  
Controller: Chinese branded, guaranteed lifespan, fast boiling

- Product highlights:
- Auto shut off and boil-dry protection, providing maximum safety
  - Concealed heating element
  - 360 cordless base
  - Power indicator light

Model	Specifications	Color
K108	L155xW128xH185mm	Silver



METEORITE

0.8L Compact 2-Layer Cool Touch kettle

Power supply: 1000W-1200W (220V-240V, 50Hz-60Hz)  
Capacity: 0.8 litre  
Material: Food-grade 304 stainless steel  
Net weight:0.85kg  
Controller: Chinese branded,guaranteed lifespan,fast boiling.  
Color option: shinning grey

- Product highlights:
- 2-layer stainless steel structure, cool touch.
  - Auto Shut-Off and Boil-Dry protection, providing maximum safety.
  - Wide lid opening design for easy cleaning.
  - Concealed heating element.
  - Seamless structure.
  - 360° Cordless base with cable storage compartment.
  - Power indicator light.
  - Approved Certificates & Tests: CE, CB, LFGB, RoHS, IECEE .

Model	Specifications	Color
K812	L200xW138xH200mm	Shinning grey




MARS

1.0L Compact 2-Layer Cool Touch kettle

Power supply: 1200W-1400W (220V-240V ,50Hz-60Hz)  
Capacity: 1.0 litre  
Material: Food-grade 304 stainless steel  
Net weight:0.95kg  
Controller: Chinese branded ,guaranteed lifespan,fast boiling.  
Color option:mat grey

- Product highlights:
- 2-layer stainless steel structure, cool touch.
  - Auto Shut-Off and Boil-Dry protection, providing maximum safety.
  - Wide lid opening design for easy cleaning.
  - Concealed heating element.
  - Seamless structure.
  - 360° Cordless base with cable storage compartment.
  - Power indicator light.
  - Approved Certificates & Tests: CE, CB, LFGB, RoHS, IECEE .

Model	Specifications	Color
K107	L136xW180x220mm	Mat grey





# BEGONIA

## 0.6L Compact 2-Layer Anti-scald Kettle

Power supply: 1000W-1200W (220V-240V ,50Hz-60Hz)  
Capacity: 0.6 litre  
Material: Food-grade 304 stainless steel+PP shell  
Net weight:0.72kg  
Controller: Chinese branded,guaranteed lifespan,fast boiling.  
Color option: Black/White

- Product highlights:
- 2-Layer structure,cool touch exterior for safe handling.
  - With water level indicators
  - Auto Shut-Off and Boil-Dry protection, providing maximum safety.
  - Wide lid opening design for easy cleaning.
  - Concealed heating element.
  - 360° Cordless base with cable storage compartment.
  - Power indicator light.
  - Approved Certificates & Tests: CE, CB, LFGB, RoHS, IECEE.

Model	Specifications	Color
H1262	L190xW122xH180mm	Black/White

# HYACINTH

## 1.0L Compact 304 stainless steel kettle

Power supply: 1800W-2100W (220V-240V ,50Hz-60Hz)  
Capacity: 1.0 litre  
Material: Food-grade 304 stainless steel  
Net weight:0.75 kg  
Controller: Chinese branded,guaranteed lifespan,fast boiling.  
Color option: Brushed silver

- Product highlights:
- Metal appearance design.
  - With 2 water level indicators .
  - Auto Shut-Off and Boil-Dry protection, providing maximum safety.
  - Cool plastic handle, remaining safe and anti-scald.
  - Wide lid opening design for easy cleaning.
  - Removable and washable filter.
  - Concealed heating element.
  - 360° Cordless base with cable storage compartment.
  - Power indicator light.
  - Approved Certificates & Tests: CE, CB, LFGB, RoHS, IECEE .

Model	Specifications	Color
H1013	L200xW140x210mm	Brushed silver



# CAMELLIA

## 0.6L Compact 304 stainless steel kettle

Power supply: 1000W-1200W (220V-240V ,50Hz-60Hz)  
Capacity: 0.6 litre  
Material: Food-grade 304 stainless steel  
Net weight:0.69kg  
Controller: Chinese branded,guaranteed lifespan,fast boiling.  
Color option: Brushed silver

- Product highlights:
- Metal appearance design.
  - With water level indicators .
  - Auto Shut-Off and Boil-Dry protection, providing maximum safety.
  - Cool plastic handle, remaining safe and anti-scald.
  - Wide lid opening design for easy cleaning.
  - Concealed heating element.
  - 360° Cordless base with cable storage compartment.
  - Power indicator light.
  - Approved Certificates & Tests: CE, CB, LFGB, RoHS, IECEE.

Model	Specifications	Color
H1263	L190xW122xH180mm	Brushed silver



# OLEANDER

## 1.2L Compact 304 stainless steel kettle

Power supply: 1800W-2100W (220V-240V ,50Hz-60Hz)  
Capacity: 1.2 litre  
Material: Food-grade 304 stainless steel  
Net weight:0.84kg  
Controller: Strix,guaranteed lifespan,fast boiling and low noise.  
Color option: Brushed silver

- Product highlights:
- Metal appearance design.
  - With water level indicator.
  - Auto Shut-Off and Boil-Dry protection, providing maximum safety.
  - Cool plastic handle, remaining safe and anti-scald.
  - Wide lid opening design for easy cleaning.
  - Removable and washable filter.
  - 360° Cordless base with cable storage compartment.
  - Power indicator light.
  - Approved Certificates & Tests: CE, CB, LFGB, RoHS, IECEE .

Model	Specifications	Color
H1202B	L210xW152xH195mm	Brushed silver



# MAGNOLIA

## 0.8L Compact 2-Layer Anti-scald Kettle

Power supply: 1000W-1200W (220V-240V ,50Hz-60Hz)  
Capacity: 0.8 litre  
Material: Food-grade 304 stainless steel+PP shell  
Net weight:0.86 kg  
Controller: Chinese branded,guaranteed lifespan,fast boiling.  
Color option: Black/White (matte)

- Product highlights:
- 2-Layer structure,cool touch exterior for safe handling.
  - Auto Shut-Off and Boil-Dry protection, providing maximum safety.
  - Wide lid opening design for easy cleaning.
  - Concealed heating element.
  - Seamless structure.
  - 360° Cordless base with cable storage compartment.
  - Power indicator light.
  - Approved Certificates & Tests: CE, CB, LFGB, RoHS, IECEE .

Model	Specifications	Color
K81	L180xW135xH210mm	Black/White



# QUINCE

## 0.8L Compact stainless steel cool touch style

Power supply: 1000W-1200W (220V-240V ,50Hz-60Hz)  
Capacity: 0.8 litre  
Material: Food-grade 304 stainless steel  
Net weight:0.94kg  
Controller: Chinese branded,guaranteed lifespan,fast boiling.  
Color option: Golden/Silver

- Product highlights:
- 3-Layer structure,cool touch and outstanding metal exterior for safe handling and high-end decoration design.
  - Auto Shut-Off and Boil-Dry protection, providing maximum safety.
  - Wide lid opening design for easy cleaning.
  - Concealed heating element.
  - Seamless structure.
  - 360° Cordless base with cable storage compartment.
  - Power indicator light.
  - Approved Certificates & Tests: CE, CB, LFGB, RoHS, IECEE .

Model	Specifications	Color
K85	L180xW135xH210mm	Golden/Silver



# VEGA

## 0.8L Compact 304 stainless steel kettle

Power supply: 800W-1000W (220V-240V ,50Hz-60Hz)  
Capacity: 0.8 litre  
Material: Food-grade 304 stainless steel  
Net weight:0.7 kg  
Controller: Chinese branded,guaranteed lifespan,fast boiling.  
Color option: Brushed silver/Gun

- Product highlights:
- Stylish appearance design.
  - Auto Shut-Off and Boil-Dry protection, providing maximum safety.
  - Cool plastic handle, remaining safe and anti-scald.
  - Wide lid opening design for easy cleaning.
  - Concealed heating element.
  - 360° Cordless base with cable storage compartment.
  - Power indicator light.
  - Approved Certificates & Tests: CE, CB, LFGB, RoHS, IECEE .

Model	Specifications	Color
H1208	L195xW155xH210mm	Brushed silver/Gun



# AZALEA

## 0.6L Compact 304 stainless steel kettle

Power supply: 1000W-1200W (220V-240V ,50Hz-60Hz)  
Capacity: 0.6 litre  
Material: Food-grade 304 stainless steel  
Net weight: 0.62kg  
Controller: Chinese branded,guaranteed lifespan,fast boiling.  
Color option: Brushed silver

- Product highlights:
- Metal appearance design.
  - Auto Shut-Off and Boil-Dry protection, providing maximum safety.
  - Cool plastic handle, remaining safe and anti-scald.
  - Wide lid opening design for easy cleaning.
  - Concealed heating element.
  - 360° Cordless base with cable storage compartment.
  - Power indicator light.
  - Approved Certificates & Tests: CE, CB, LFGB, RoHS, IECEE .

Model	Specifications	Color
H1261	L170xW120xH185mm	Brushed silver





# NOVA

## 0.8L Compact 2-Layer Anti-scald Kettle

Power supply: 1000W-1200W (220V-240V ,50Hz-60Hz)  
Capacity: 0.8 litre  
Material: Food-grade 304 stainless steel+PP shell  
Net weight:0.78 kg  
Controller: Chinese branded,guaranteed lifespan,fast boiling.  
Color option: Black/White/khaki (matte)

- Product highlights:
- 2-Layer structure,cool touch exterior for safe handling.
  - Auto Shut-Off and Boil-Dry protection, providing maximum safety.
  - Wide lid opening design for easy cleaning.
  - Concealed heating element.
  - Seamless structure.
  - 360° Cordless base with cable storage compartment.
  - Power indicator light.
  - Approved Certificates & Tests: CE, CB, LFGB, RoHS, IECEE .

Model	Specifications	Color
H1268	L200xW122xH200mm	Black/White/khaki



# GINKGO

## 1.2L Compact 2-Layer Anti-scald Kettle

Power supply: 1000W-1200W (220V-240V ,50Hz-60Hz)  
Capacity: 1.2 litre  
Material: Food-grade 304 stainless steel  
Net weight:0.91kg  
Controller: Chinese branded,guaranteed lifespan,fast boiling.  
Color option: Black/Silver/Golden

- Product highlights:
- 2-Layer structure,cool touch exterior for safe handling.
  - Auto Shut-Off and Boil-Dry protection, providing maximum safety.
  - Wide lid opening design for easy cleaning.
  - Concealed heating element.
  - 360° Cordless base with cable storage compartment.
  - Power indicator light
  - Approved Certificates & Tests: CE, CB, IECEE .

Model	Specifications	Color
H1206	L190xW165xH220mm	Black/Silver/Golden



# CYPRESS

## 1.2L Compact 304 stainless steel kettle

Power supply: 1000W-1200W (220V-240V ,50Hz-60Hz)  
Capacity: 1.2 litre  
Material: Food-grade 304 stainless steel  
Net weight:0.8kg  
Controller: Chinese branded,guaranteed lifespan,fast boiling.  
Color option: Brushed silver

- Product highlights:
- Metal appearance design.
  - Auto Shut-Off and Boil-Dry protection, providing maximum safety.
  - Cool plastic handle, remaining safe and anti-scald.
  - Wide lid opening design for easy cleaning.
  - Concealed heating element.
  - 360° Cordless base with cable storage compartment.
  - Power indicator light.
  - Approved Certificates & Tests: CE, CB, IECEE .

Model	Specifications	Color
H1205	L190xW165xH220mm	Brushed silver





# LÉVOIRE

## 0.8L Compact 2-Layer Anti-scald Kettle

Power supply: 1000W-1200W (220V-240V ,50Hz-60Hz)  
Capacity: 0.8 litre  
Material: Food-grade 304 stainless steel+PP shell  
Net weight:0.78kg  
Controller: Chinese branded,guaranteed lifespan,fast boiling.  
Color option: Black

- Product highlights:
- 2-Layer structure,cool touch exterior for safe handling.
  - With water level indicators
  - Auto Shut-Off and Boil-Dry protection, providing maximum safety.
  - Wide lid opening design for easy cleaning.
  - Concealed heating element.
  - 360° Cordless base with cable storage compartment.
  - Power indicator light.
  - Approved Certificates & Tests: CE, CB, LFGB, RoHS, IECEE.

Model	Specifications	Color
K89	L200xW122xH200mm	Black



# ROSELLE

## 1.2L compact 2-layer Anti-scald kettle

Power supply: 1500W-1800W (220V-20V, 50Hz-60Hz)  
Capacity: 1.2 Litre  
Material: Food grade 304 stainless steel  
Net weight:0.85kgs  
Controller: Chinese branded, guaranteed lifespan, fast boiling

- Product highlights:
- Auto shut off and boil-dry protection, providing maximum safety
  - Concealed heating element
  - 360 cordless base
  - Power indicator light
  - Approved Certificates & Tests: CE, CB, LFGB, RoHS, IECEE.



Model	Specifications	Color
H1266	L210xW135xH215mm	Black

# HÓFÉNY

## 0.8L Compact 2-Layer Anti-scald Kettle

Power supply: 1000W-1200W (220V-240V ,50Hz-60Hz)  
Capacity: 0.8 litre  
Material: Food-grade 304 stainless steel+PP shell  
Net weight:0.78 kg  
Controller: Chinese branded,guaranteed lifespan,fast boiling.  
Color option: Black/White (matte)

- Product highlights:
- 2-Layer structure,cool touch exterior for safe handling.
  - Blue LED indicator light around the body ,easy to see the working status
  - Auto Shut-Off and Boil-Dry protection, providing maximum safety.
  - Wide lid opening design for easy cleaning.
  - Concealed heating element.
  - Seamless structure.
  - 360° Cordless base with cable storage compartment.
  - Power indicator light.
  - Approved Certificates & Tests: CE, CB, LFGB, RoHS, IECEE .

Model	Specifications	Color
K88	L200xW122xH200mm	Black/White



# VRANUS

## 1.0L Compact 304 stainless steel kettle

Power supply: 1200W-1400W (220V-240V ,50Hz-60Hz)  
Capacity: 1.0 litre  
Material: Food-grade 304 stainless steel  
Net weight:1.17kg  
Controller: Chinese branded,guaranteed lifespan,fast boiling.  
Color option: White/Black(matte)/Grey

- Product highlights:
- Easy view with a LED temperature display on the heating base.
  - Auto Shut-Off and Boil-Dry protection, providing maximum safety.
  - Cool metal handle, remaining safe and anti-scald.
  - Wide lid opening design for easy cleaning.
  - Concealed heating element.
  - 360° Cordless base with cable storage compartment.
  - Power indicator light.
  - Approved Certificates & Tests: CE, CB, LFGB, RoHS, IECEE .

Model	Specifications	Handgrip
K102	L200xW170xH270mm	Full Handle
K103	L200xW170xH270mm	Half Handle



# LILAC

## 0.8L Compact 304 stainless steel kettle

Power supply: 1200W-1400W (220V-240V ,50Hz-60Hz)  
Capacity: 0.8 litre  
Material: Food-grade 304 stainless steel  
Net weight:1.0kg  
Controller: Chinese branded ,guaranteed lifespan,fast boiling.  
Color option: Matte black

- Product highlights:
- Designed with a slender gooseneck and high-end matte black.
  - Auto Shut-Off and Boil-Dry protection, providing maximum safety.
  - Cool plastic handle, remaining safe and anti-scald.
  - Wide lid opening design for easy cleaning.
  - 360° Cordless base with cable storage compartment.
  - Power indicator light.
  - Approved Certificates & Tests: CE, CB, LFGB, RoHS, IECEE .

Model	Specifications	Color
K87	L260xW160x220mm	Black/White



# JOVIAN

## 0.8 L Compact 304 stainless steel kettle

Power supply: 1350W-1600W (220V-240V ,50Hz-60Hz)  
Capacity: 0.8 litre  
Material: Food-grade 304 stainless steel  
Net weight:0.84kg  
Controller: Strix,guaranteed lifespan,fast boiling.  
Color option: Black/Khaki (matte)

- Product highlights:
- 2-Layer structure,cool touch exterior for safe handling.
  - Auto Shut-Off and Boil-Dry protection, providing maximum safety.
  - Wide lid opening design for easy cleaning.
  - Concealed heating element.
  - Seamless structure.
  - 360° Cordless base with cable storage compartment.
  - Power indicator light.
  - Approved Certificates & Tests: CE, CB, IECEE .

Model	Specifications	Color
K83	L190xW135xH180mm	Black/Khaki/Orange



# NEBULA

## 1.0L Compact 2-Layer Anti-scald Kettle

Power supply: 1000W-1200W (220V-240V ,50Hz-60Hz)  
Capacity: 1.0 litre  
Material: Food-grade 304 stainless steel  
Net weight:0.82kg  
Controller: Chinese branded,guaranteed lifespan,fast boiling.  
Color option: Black(matt)

- Product highlights:
- 2-Layer structure,cool touch exterior for safe handling.
  - Auto Shut-Off and Boil-Dry protection, providing maximum safety.
  - Wide lid opening design for easy cleaning.
  - Concealed heating element.
  - Seamless structure.
  - 360° Cordless base with cable storage compartment.
  - Power indicator light.
  - Approved Certificates & Tests: CE, CB, LFGB, RoHS, IECEE .

Model	Specifications	Color
H1012	L205xW135xH210mm	Black







# ROYAL BLUE

## 1.7L Pratical double wall 304 stainless steel kettle

Power supply: 1850W (220V-240V ,50Hz-60Hz)  
Capacity: 1.7 litre  
Material: Food-grade 304 stainless steel  
Net weight:0.95kg  
Controller: Chinese branded,guaranteed lifespan,fast boiling.  
Color option: Blue/Ivory

- Product highlights:
- Vintage design with high glossy finish.
  - Water level indicator.
  - Sharp view with a large water temperature gauge.
  - Auto Shut-Off and Boil-Dry protection, providing maximum safety.
  - Wide lid opening design for easy cleaning.
  - SWIVEL BASE.
  - 360° Cordless base with cable storage compartment.
  - Power indicator light.
  - Approved Certificates & Tests: CE, CB, LFGB, RoHS, IECEE .

Model	Specifications	Color
WT3013T	L205xW205xH245mm	Blue/Ivory



# CÉLINEAU

## 1.0L compact 2-layer cool touch kettle

Power supply: 1200W-1400W (220V-20V, 50Hz-60Hz)  
Capacity: 1 Litre  
Material: Food grade 304 stainless steel + PP shell  
Controller: Chinese branded, guaranteed lifespan, fast boiling

- Product hightlights:
- Soft + cool touch
  - 2-layer structure, cool touch exterior for safe handling
  - Auto shut off and boil-dry protection, providing maximum safety
  - Concealed heating element
  - 360 cordless base with cable storage compartment
  - Power indicator light
  - Approved certification: CE,CB,LFGB,Rohs,IECEE

Model	Specifications	Color
K105	L200xW140x210mm	Black



# DATURA

## 1.0 L Compact 304 stainless steel kettle

Power supply: 1000W-1200W (220V-240V ,50Hz-60Hz)  
Capacity: 1.0 litre  
Material: Food-grade 304 stainless steel  
Net weight:0.78kg  
Controller: Chinese branded,guaranteed lifespan,fast boiling.  
Color option: Brushed silver

- Product highlights:
- Metal appearance design.
  - With water level indicator .
  - Auto Shut-Off and Boil-Dry protection, providing maximum safety.
  - Cool plastic handle, remaining safe and anti-scald.
  - Wide lid opening design for easy cleaning.
  - Concealed heating element.
  - 360° Cordless base with cable storage compartment.
  - Power indicator light.
  - Approved Certificates & Tests: CE, CB, IECEE, RoHS, IECEE .

Model	Specifications	Color
H1206-1	L155xW128xH185mm	Silver





# CORONA

## 0.8L Compact 304 stainless steel kettle

Power supply: 1000W-1200W (220V-240V ,50Hz-60Hz)  
Capacity: 0.8 litre  
Material: Food-grade 304 stainless steel  
Net weight:0.64kg  
Controller: Chinese branded,guaranteed lifespan,fast boiling.  
Color option: Brushed silver

- Product highlights:
- Stylish appearance design.
  - Auto Shut-Off and Boil-Dry protection, providing maximum safety.
  - Cool plastic handle, remaining safe and anti-scald.
  - Wide lid opening design for easy cleaning.
  - Concealed heating element.
  - 360° Cordless base with cable storage compartment.
  - Power indicator light.
  - Approved Certificates & Tests: CE, CB, LFGB, RoHS, IECEE .

Model	Specifications	Color
H0881S	L195xW155xH210mm	Brushed silver



# PARALLEL

## 1.2L Compact 2-Layer Anti-scald Kettle

Power supply: 1350W-1600W (220V-240V ,50Hz-60Hz)  
Capacity: 1.2 litre  
Material: Food-grade 304 stainless steel+PP shell  
Net weight:0.76kg  
Controller: Chinese branded,guaranteed lifespan,fast boiling.  
Color option: Black/Ivory

- Product highlights:
- 2-Layer structure,cool touch exterior for safe handling.
  - Auto Shut-Off and Boil-Dry protection, providing maximum safety.
  - Cool plastic handle, remaining safe and anti-scald.
  - Wide lid opening design for easy cleaning.
  - Concealed heating element.
  - Seamless structure.
  - 360° Cordless base with cable storage compartment.
  - Power indicator light.
  - Approved Certificates & Tests: CE, CB, LFGB, RoHS, IECEE .

Model	Specifications	Color
H2002	L200xW155xH220mm	Black/Ivory



# GALAXY

## 0.8L Compact 2-Layer Anti-scald Kettle

Power supply: 1000W-1200W (220V-240V ,50Hz-60Hz)  
Capacity: 0.8 litre  
Material: Food-grade 304 stainless steel  
Net weight:0.74kg  
Controller: Chinese branded,guaranteed lifespan,fast boiling.  
Color option: Black/Ivory

- Product highlights:
- 2-Layer structure,cool touch exterior for safe handling.
  - Auto Shut-Off and Boil-Dry protection, providing maximum safety.
  - Wide lid opening design for easy cleaning.
  - Concealed heating element.
  - 360° Cordless base with cable storage compartment.
  - Power indicator light
  - Approved Certificates & Tests: CE, CB, LFGB, RoHS, IECEE .

Model	Specifications	Color
H0880S	L195xW155xH210mm	Black/Ivory



# MERIDIAN

## 1.2L Compact 304 stainless steel kettle

Power supply: 1350W-1600W (220V-240V ,50Hz-60Hz)  
Capacity: 1.2 litre  
Material: Food-grade 304 stainless steel  
Net weight:0.67kg  
Controller: Chinese branded,guaranteed lifespan,fast boiling.  
Color option: Brushed silver

- Product highlights:
- Metal appearance design.
  - Auto Shut-Off and Boil-Dry protection, providing maximum safety.
  - Cool plastic handle, remaining safe and anti-scald.
  - Wide lid opening design for easy cleaning.
  - Concealed heating element.
  - 360° Cordless base with cable storage compartment.
  - Power indicator light.
  - Approved Certificates & Tests: CE, CB, LFGB, RoHS, IECEE .

Model	Specifications	Color
H1202	L200xW145xH220mm	Brushed silver



COMMERCIAL BLENDER



MB-600

Commercial blender

- Total crushing technology with soundproof & touch screen
- Power supply:2000W(220V-240V,50Hz-60Hz)
- 1.5L PC unbreakable stirring jar
- Food grade #304 stainless steel all purpose blade,
- Metal coupling parts, stainless steel fixed plate&drive socket
- Long life bearing and sealing, water leakage proof.
- Housing color: black/white or custom
- 5 preset programs, each programs can be modified into 6 group setting.
- Individual power on/off switch for better protection
- 29000 RPM
- Net.weight: 8.5kgs
- Dimension(L\*W\*H) / NW 22\*22\*49cm / 7.5kg
- Packaging(1 pcs) / GW 54\*28 \*29cm / 8.5kg
- Carton size(2 pcs) / GW 56\*30\*61cm / 18.6kg
- 490pcs/20"
- 1003pcs/40"GP
- 181pcs/40HQ

Model	Specifications	Color
MB-600	L320xW290xH530mm	Black

GP-9003

Commercial blender

- Total crushing technology with soundproof & touch screen
- Power supply:1800W(220V-240V,50Hz-60Hz)
- 2L PC unbreakable stirring jar
- Food grade #304 stainless steel all purpose blade,
- Metal coupling parts, stainless steel fixed plate&drive socket
- Long life bearing and sealing, water leakage proof.
- Housing color: black/white or custom
- 5 preset programs, each programs can be modified into 6 group setting.
- Individual power on/off switch for better protection
- 400-28000 adjustable RPM
- Net.weight: 8.5kgs
- Carton size: 32\*29\*53cm
- Master carton: 56\*35\*59cm(2pcs)
- Carton weight: 20.7kg(2pcs)
- 490pcs/20"
- 1003pcs/40"GP
- 1181pcs/40HQ

Model	Specifications	Color
GP-9003	L320xW290xH530mm	Blcak



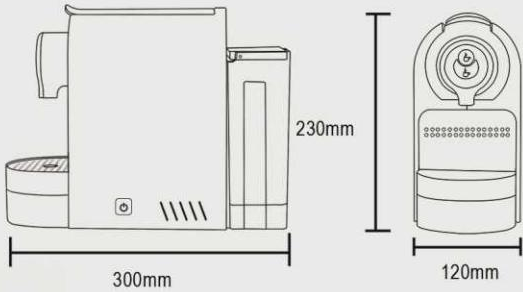
CAPSULE COFFEE MACHINE

HS-202B /HS-202W

coffee machine

- Supply voltage: 220-240V 50Hz / 110-120V 60Hz
- Rated power:1400W
- Pump pressure:19 bar
- Water tank capacity:800ml
- Dimension:W120xD300xH230MM
- Pratical design for easy organisation and storage of Nespresso compatible capsule.
- Color: Elegant white / High-end black
- Removable water tank and drip tray for easy clean up.
- Available capacity for espresso or coffee lungo.
- Energy saving function: Auto turn off in 5 minute.

Model	Specifications	Color
HS-202B /HS-202W	W120xD300xH230MM	Black/White



EASY 3-STEPS

Lift open, insert capsule, press to dispense



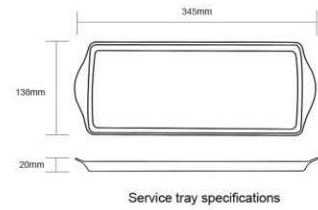
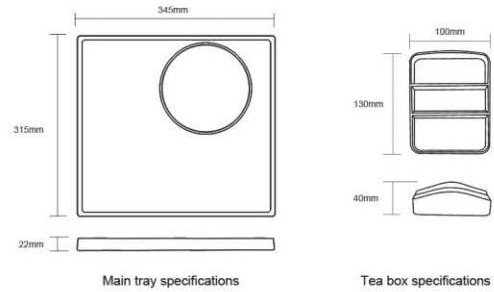
WELCOME TRAY

A TRAY

Practical welcome tray

- Compact welcome tray made of Melamine
- Fit different model kettles
- Available in black and ivory colour
- Easy to clean
- water resistant
- Burn resistant

Model	Specifications	Color
Main Tray	345×315× 22mm	Black/Ivory
Service Tray	345×138×20mm	Black/Ivory
Tea Box	130×100×40mm	Black/Ivory

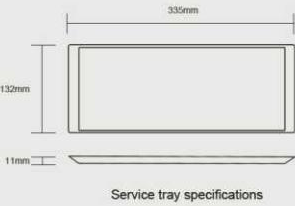
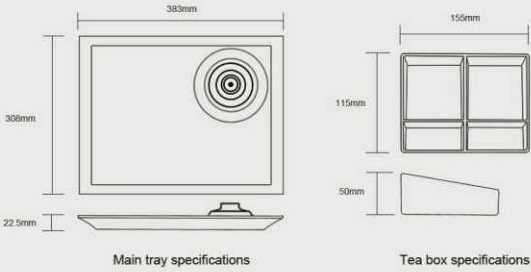


B TRAY

Practical welcome tray

- Compact welcome tray made of Melamine
- Tray with built-in heating base
- Available in black and ivory colours
- Easy to clean
- Water resistant
- Burn resistant

Model	Specifications	Color
Main Tray	383×308×22.5mm	Black/Ivory
Service Tray	335×132×11mm	Black/Ivory
Tea Box	155×115×50mm	Black/Ivory



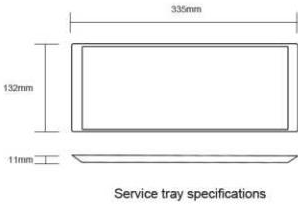
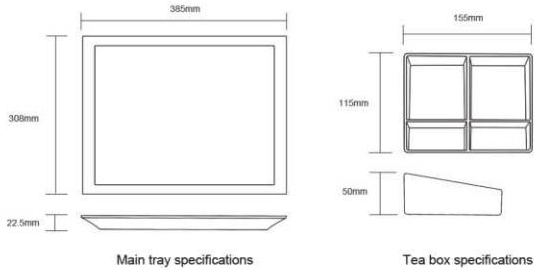


# C TRAY

Practical welcome tray

- Compact welcome tray made of Melamine
- Available of different model kettles
- Available in black and ivory colours
- Easy to clean

Model	Specifications	Color
Main Tray	385×308× 22.5mm	Black/Ivory
Service Tray	335×132×11mm	Black/Ivory
Tea Box	155×115×50mm	Black/Ivory

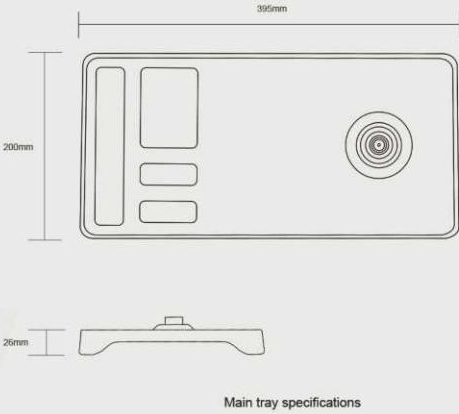


# D TRAY

Compact welcome tray

- Material :Melamine
- Intergrated space for the kettle base
- Easy to clean
- Water resistant

Model	Specifications	Color
D	L395xW200xH26mm	Black

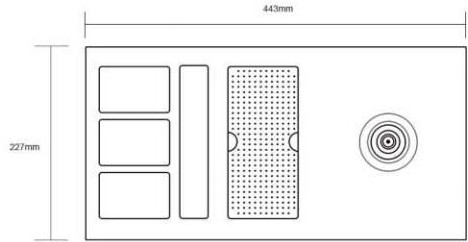


# G TRAY

Compact welcome tray

- Material :ABS
- Intergrated space for the kettle base
- Easy to clean
- Water resistant

Model	Specifications	Color
G	L443xW227xH36mm	Black



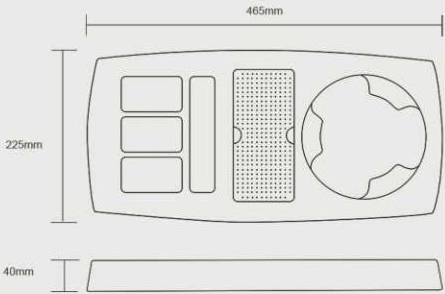
Main tray specifications

# G-1 TRAY

Compact welcome tray

- Material: ABS
- Easy to clean
- Water resistant
- Hole design with flexible kettles

Model	Specifications	Color
G-1	465×225×40mm	Black



Main tray specifications



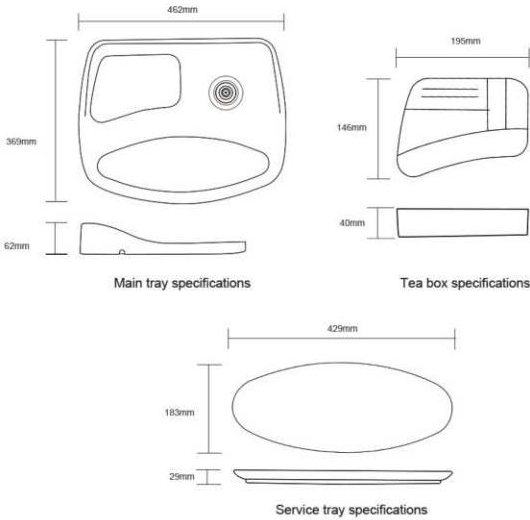
# H TRAY

Luxury melamine tray

- Material :Melamine
- Intergrated space for the kettle base
- Easy to clean & water resistant
- Burn resistant, anti-stain finish



Model	Specifications	Color
Main Tray	462×369×62mm	Black
Service Tray	429×183×29mm	Black
Tea Box	195×146×40mm	Black



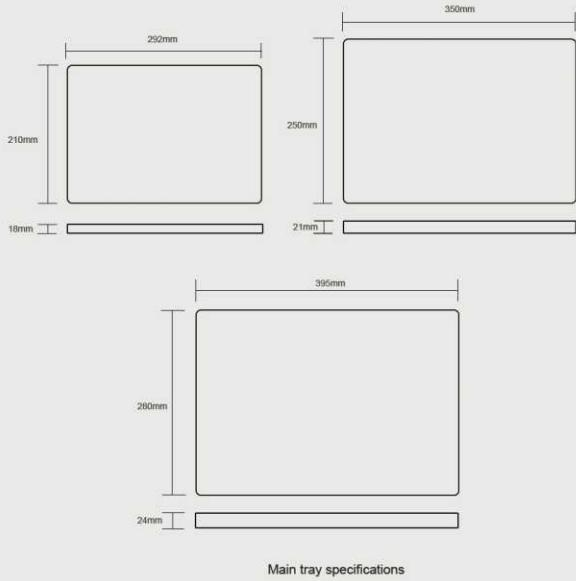
# E TRAY

Practical welcome tray

- Material :Melamine
- Available sizes: large, medium, small
- Easy to clean
- Water resistant
- Burn resistant



Model	Specifications	Color
E1	L395xW280xH24mm	Black
E2	L350xW250xH21mm	Black
E3	L292xW210xH18mm	Black



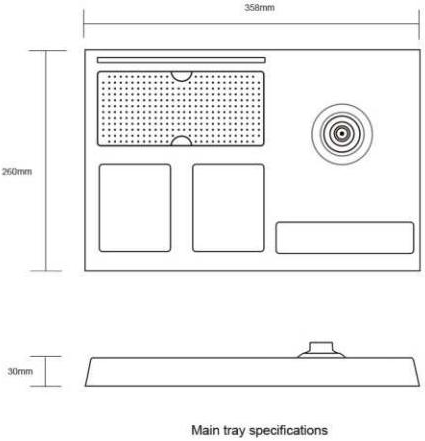


# I TRAY

Compact welcome tray

- Material :ABS
- Intergrated space for the kettle base
- 2 indentations for sachets and spoons
- Easy to clean
- Water resistant

Model	Specifications	Color
I	L358xW260xH30mm	Black / White



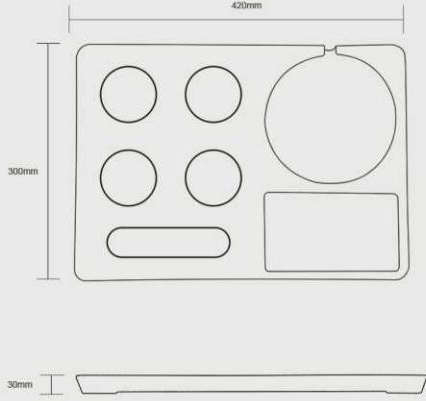
Main tray specifications

# J TRAY

Stylish welcome tray

- Material :Melamine
- Intergrated space for the kettle base
- Indentations for sachets ,spoon, 2 bottles of water and 2 mugs
- Easy to clean
- Water resistant
- Burn resistant

Model	Specifications	Color
J	L420xW300xH30mm	Black



Main tray specifications

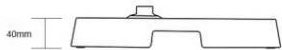
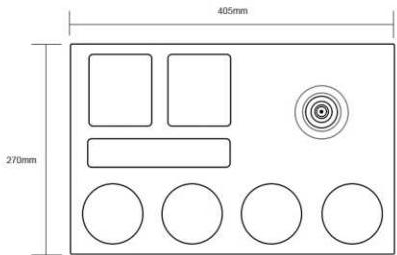


# K TRAY

Stylish welcome tray

- Material :ABS
- Intergrated space for the kettle base
- Indentations for sachets spoons, 2 bottles of water,2 mugs
- Easy to clean
- Water resistant

Model	Specifications	Color
K	L405xW270xH40mm	Black



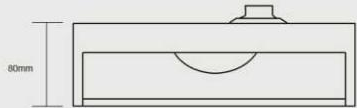
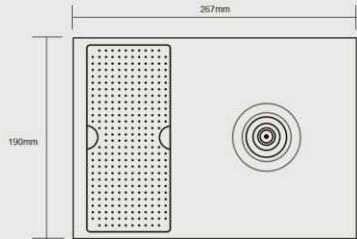
Main tray specifications

# M TRAY

Compact welcome drawer tray

- Material :ABS
- Intergrated space for the kettle base
- Easy to clean
- Water resistant
- Organized and efficient large storange
- Space saving

Model	Specifications	Color
M	L267xW190xH80mm	Black / White



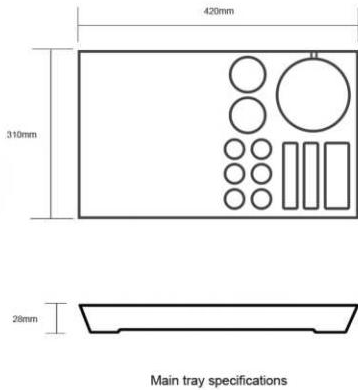
Main tray specifications

# N42M

Coffee&Tea high-end welcome tray

- Material :Melamine
- Intergrated space for the kettle base
- Indentations for sachets, spoons, capsule and cups
- Easy to clean
- Water resistant
- Burn resistant, anti-stain finish

Model	Specifications	Color
N42M	L420xW310xH28mm	Black



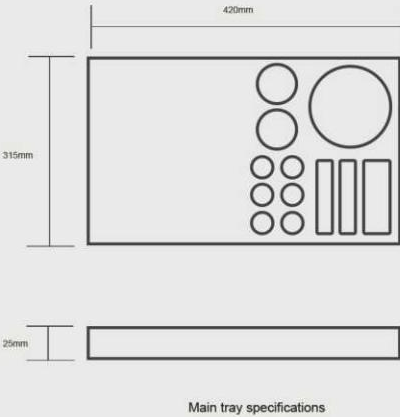
Main tray specifications

# N42

Coffee&Tea High-end welcome tray

- Material: Beech wood
- Intergrated space for the kettle base
- Indentations for sachets, spoons, capsule and cups
- Easy to clean
- Strong lacquer to minimize scratches and stains

Model	Specifications	Color
N42	L420xW315xH25mm	Nature/Black



Main tray specifications



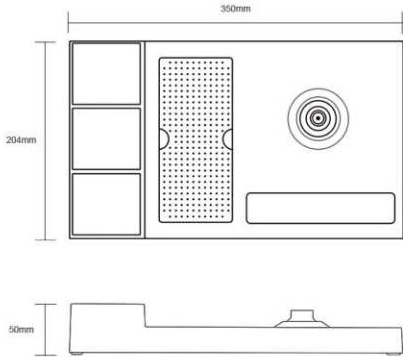
# P TRAY

Compact welcome tray

- Material :ABS
- Intergrated space for the kettle base
- 3 indentations for sachets and spoon
- Easy to clean
- Water resistant



Model	Specifications	Color
P	L350xW204xH50mm	Black/White/Khaki



Main tray specifications

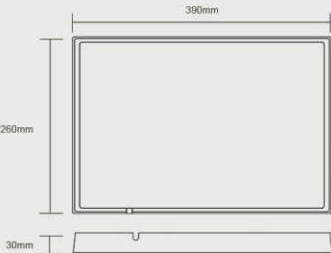
# R TRAY

Dual color welcome tray

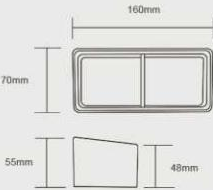
- Made of ABS,durable lifespan
- Available for different kettles
- Waterproofand high-resistance



Model	Specifications	Color
R1	L390xW260xH30mm	Black
R2	L160xW70xH55mm	Black



R1 tray specifications



R2 tray specifications

# S TRAY

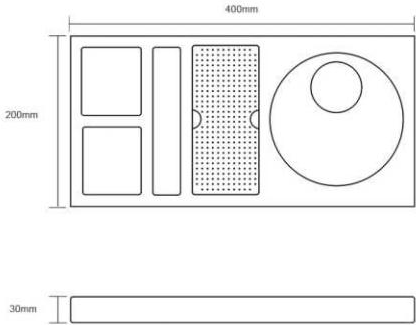
Elegant wooden welcome tray

- Material: Beech wood
- Anti-theft: cable can be secured on the tray
- Intergrated space for the kettle base
- 2 indentations for sachets and spoons
- Easy to clean
- Strong lacquer to minimize scratches and stains

Model	Specifications	Color
S	L400xW200xH30mm	Mahogany



With security system



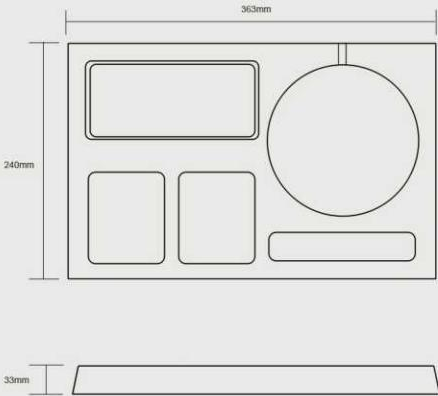
Main tray specifications

# W TRAY

Compact wooden welcome tray

- Material :Beech wood
- Intergrated space for the kettle base
- 2 indentations for sachets and spoons
- Easy to clean
- Strong lacquer to minimize scratches and stains

Model	Specifications	Color
W	L363xW240xH33mm	Nature



Main tray specifications

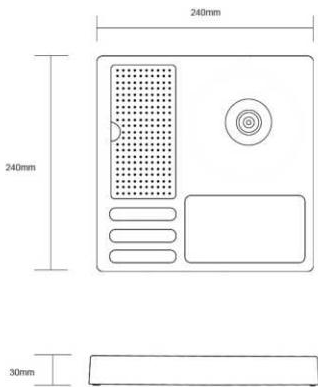


# T TRAY

Compact welcome tray

- Material :ABS
- Intergrated space for the kettle base
- Easy to clean
- Water resistant

Model	Specifications	Color
T	L240xW240xH30mm	Black



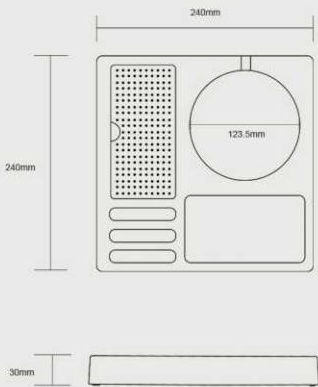
Main tray specifications

# T-1 TRAY

Compact welcome tray

- Material :ABS
- Intergrated space for the kettle base
- Easy to clean
- Water resistant

Model	Specifications	Color
T-1	L240xW240xH30mm	Black



Main tray specifications

# L12 TRAY

## L12 Leather Coffee Tray

- Made of durable faux leather(PU)
- Suitable for all commonly used style coffee machines
- Free to put different models of Honeyson kettle&your own hotel kettles
- Removable drawer to hold capsules & tea or coffee bag
- Non-slip footing
- Large Drawer Tray
- 4 compartments
- Capsule Holder
- Holder dimension:W195\*D275\*H45mm

Model	Specifications	Color
L12	W315xD415xH78mm	Black

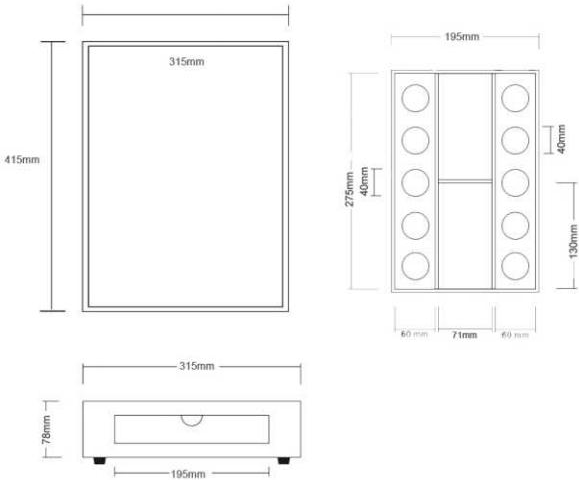
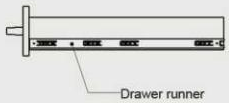
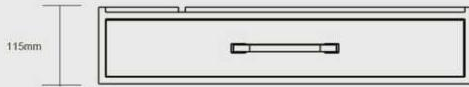
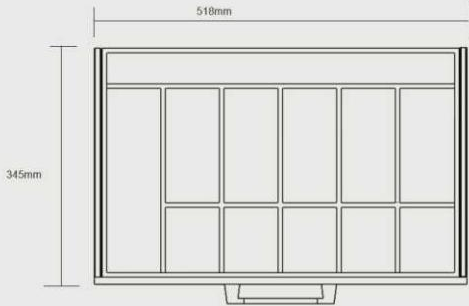


# L13 TRAY

## L13 Coffee tray with drawer runner

- Specially with drawer running device
- Made of durable faux leather(PU)
- Enough space to put coffee machine , kettle ,saucer etc.
- Non-slip footing
- Tray size and drawer layout can be customized as per customer need

Model	Specifications	Color
L13	W518xD345xH115mm	Black



Service tray specifications





# L14 TRAY

## L14 Wooden Tray

- Material:Wood
- Freely to match with Honeyson or your hotel kettles
- Drawer with 3 compartments
- Easy to clean

Model	Specifications	Color
L14	W370xD240x105mm	Black



# C-1S/C-1L TRAY

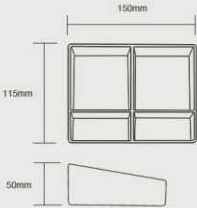
## Practical welcome tray

- Compact welcome tray made of ABS
- Available in black and ivory colours
- Wooden grain avoid Soptcnes.icaions
- Easy to clean
- Water resistant
- Burn resistant

Model	Specifications	Color
C-1S/C-1L	385×305×30mm	Black
B-1S/B-1L	150×115×50mm	Black



Main tray specifications



Tea box specifications

C-1S/B-1S: Single layer effect

C-1L/B-1L: Double layer with leather wraped



HIGH SPEED HAIR DRYER



F18  
High speed hair dryer

- Power supply: 220V-240V 50Hz-60Hz 1600W-1800W
- High-speed brushless motor, stable quality and lower noise;
- Durable matt finish
- Over heat protection
- CE / CB /GCC/Rohs approved
- 200 million negative ions makes the hair more soft and supplemagnetic nozzle
- Removable rear cover for easy cleaning
- Professional quality will make the guests feel like they are in a hair salon
- One cold wind button, 3 gears of wind speed; 3 temperatures
- Special function: color changing according to the 3 temperatures: cold in blue color, medium temperature in orange color; high temperature in red color



Front design On/off button Three-speed control Rear removable

Model	Specifications	Color
F18	130x75x210mm	Silver



The motor of F18 is brush-less machine which is self-developed by Honeyson, the highest rotate rate can reach 110000 Rpm. Through the test of the honeyson's research office, in terms of female, the average of the blow dry hair time is about 1-5 minutes. F18 also have 720-degree air intake design. It can makes F18 with strong wind power, and the highest wind speed can achieve 20m/s, different from traditional hair dryer, it has the recycle cold & hot temperature automatically changing function to avoid hot-hurt during drying.



Cold Mode Medium Heat Mode High Heat Mode Hot & Cold Automatic Switch Mode



F20  
High speed hair dryer

- Power supply: 220V-240V 50Hz-60Hz 1600W
- Motor: 103000RPM high speed, brushless motor, powerful and lower sound.
- Overheat protection
- CE / CB /GCC/Rohs approved
- 30 million negative ion makes the hair more soft automatically,switch on automatically
- Gentle air concentrator ,magnetic attach.
- Intelligent heat control helps to protect hair shine.

2 precise speed settings and 4 heat settings  
Hot, fast drying-- Red  
Medium, regular drying--Orange  
Cool, constant drying--Blue  
Smart drying and disffusing--Breathing light(red&blue)



NEGATIVE ION Switch Rear removable

Model	Specifications	Color
F20	95x65x245mm	Black/White



F2  
Hotel hair dryer with spiral cord

- Power supply: 220V-240V 50Hz-60Hz 1800-2100W with overheating protection
- Branded motor, stable quality and lower noise
- Safety switch to make it safer for hotel use
- strong spiral cord with hang-up loop
- foldable handle, space-saving, easy to store
- Ionic function makes the hair more soft
- three temperature settings + two speed settings
- removable nozzle and air filter for easy cleaning
- Shining finish in high quality



Foldable Net removable Ionic button Coil

Model	Specifications	Color
F2	215x92x265mm	Black



FOLDABLE HAIR DRYER



F13

Hotel hair dryer with safety switch

- Power supply: 220V-240V 50Hz-60Hz 1800W-2100W
- Full function hair dryer for high-end hotel
- Branded motor, stable quality and lower noise;
- Safety switch, special design for hotel use
- Three temperature including cold setting
- Slim styling nozzle for precise styling
- Foldable handle, space-saving, easy to store
- With loop for hang-up option
- Durable matt finish.



▪ Foldable ▪ Slim nozzle ▪ Safety button ▪ Back design

Model	Specifications	Color
F13	180×75×210mm	Black



F7W

Hotel hair dryer with silver decoration

- Power supply: 220V-240V 50Hz-60Hz 1600W-1800W
- Safety switch for hotel use
- Three temperature + two gears of wind speed
- Foldable handle, space-saving, easy to store
- With loop for hang-up option
- Lustrous silver and black finish in high quality



▪ silver line decoration ▪ Front design ▪ Safety button ▪ 3 temperature + 2 gears of wind speed

Model	Specifications	Color
F7W	155x85x200mm	Black



F5

Foldable hair dryer

- Power supply: 220V-240V 50Hz-60Hz 1200W
- ON / OFF button
- Three temperatures including cold setting
- Foldable handle, space-saving, easy to store
- With loop for hang-up option
- Lustrous black finish in high quality



▪ Foldable ▪ Front design ▪ On/off button ▪ Hang-up loop

Model	Foldable Specifications	Color
F5	130x74x200mm	Black



F12

Foldable hair dryer

- Power supply: 220V-240V 50Hz-60Hz 1200W
- ON / OFF button
- Two temperature/heat settings
- Foldable handle, space-saving, easy to store
- With loop for hang-up option
- Lustrous black finish in high quality



▪ Foldable ▪ two temperature ▪ Hang-up loop

Model	Foldable Specifications	Color
F12	130x65x155mm	Black



F8

Professional hair dryer

- Power supply: 220V-240V 50Hz-60Hz 1800W
- Three temperature including cold setting
- Air speed: 16m/s
- UV resistant ABS
- Safety switch
- Over-heating protection
- Double motor design, high wind speed, high power.



• Slim nozzle • Safety button • 1 cool wind + 2 hot wind • Rear removable

Model	Specifications	Color
F8	235x83x200mm	Black



F19

Professional hair dryer

- Power supply: 220V-249V 50Hz-60Hz 1600W
- 2 gears of wind speed + 3 temperature settings
- Air speed: 16m/s
- Stainless steel material, high-end luxury
- Safety switch
- Over-heating protection
- Long life AC motor



• Front design • Safety button • Three speed hot wind for option • Hook

Model	Specifications	Color
F19	210x82x230mm	Black



F6

Hair dryer  
for high-end hotel

- Power supply: 220V-240V 50Hz-60Hz 1400W-1600W
- safty button, special function for hotel use
- Three temperatures including cold setting
- Foldable handle, space-saving, easy to store
- With loop for hang-up option
- Shining black finish in high quality



• Foldable • Safety button • 1 cool wind + 2 hot wind • Hang-up loop

Model	Specifications	Color
F6	155x77x200mm	Black



F9

Full function hair dryer  
for high-end hotel

- Power supply:220V-240V 50Hz-60Hz 1800W
- Safety switch or On/off button for option
- Three temperature including cold setting
- Foldable handle
- Straight power cord
- With chrome finished rear cover
- Automatic power off when over heating
- Shining black finish in high quality



• Foldable • Safety button • 1 cool wind + 2 hot wind • Hang-up loop

Model	Specifications	Color
F9	180x80x205mm	Black





## F17B/F17W

Hotel hair dryer in popular Hammer style

- Power supply: 220V-240V 50Hz-60Hz 1600W-1800W
- Branded motor, stable quality and lower noise;
- Safety button, special design for hotel use
- Two speed hot wind+ cool wind
- Front and rear in flower-shape design;
- Durable matt finish
- Over heat protection



Model	Specifications	Color
F17B / F17W	130x75x200mm	Black/White/Khaki



- Material:ABS
- Size:130x105x70mm

Model	Specifications	Color
Base	130x105x70mm	Black/White/Khaki

## D01B-1

Wall-mounted hair dryer

- 2 speed hot wind
- Safety switch
- Over heating protection
- Power supply: 220V-240V 50Hz-60Hz 1300W



- Front design
- Safety button
- 2 speed hot wind
- Shaver socket for option

Model	Specifications	Color
D01B-1	180x100x170mm(Base) 125x70x180mm(Dryer body)	White



D01A (WITH SHAVER SOCKET 110V & 220V)  
D01A-1 (WITH SHAVER SOCKET 220V)



## D02B-1

Wall-mounted hair dryer

- 2 speed hot wind
- Safety switch
- Over heating protection
- Power supply: 220V-240V 50Hz-60Hz 1300W



- Front design
- Safety button
- 2 speed hot wind
- On/off button

Model	Specifications	Color
D02B-1	90x120x120mm(Base) 125x70x180mm(Dryer body)	White



# D08

## Wall-mounted hair dryer

- Power supply: 220V-240V 50Hz-60Hz 1600W
- 2 speeds hot wind
- air speed: 14m/s
- Safety switch
- Over-heating protection



- Front design
- 2 speed hot wind
- Back design

Model	Specifications	Color
D-08	112x145x120mm(Base) 150x75x200mm(Dryer body)	Black/White



# D07-1/D07-2

## Wall-mounted hair dryer

- Safety switch
- Over heating protection
- Power supply: 220V-240V 50Hz-60Hz 1600W
- Two speed hot wind + cool wind for option



- 2 speed hot wind
- Safety button
- Narrow nozzle

Model	Specifications	Color
D07-1/D07-2	110x140x190mm(Base) 155x77x200mm(Dryer body)	White/Black



D07-1 (WITH SHAVER SOCKET 110V & 220V)  
D07 (WITH SHAVER SOCKET 220V)



D07-2 (WITHOUT SHAVER SOCKET 110V & 220V)

# D11

## Wall-mounted hair dryer

- Power supply: 220V-240V 50Hz-60Hz 1800W
- 2 speeds + 3 temperatures
- air speed: 16m/s
- Shaving socket power supply: 110V& 220V
- Safety switch
- Over-heating protection



- Front design
- Safety button
- 2 speed hot wind
- Shaver socket

Model	Specifications	Color
D11	134x65x130mm(Base) 160x75x190mm(Dryer body)	Black/White



# D10

## Wall-mounted hair dryer

- Power supply: 220V-240V 50Hz-60Hz 1600W
- 2 air speeds + 3 temperatures settings
- Air speed: 16m/s
- stainless steel material, high-end luxury
- Safety switch
- Over-heating protection
- Long life AC motor



- Front design
- On/off button
- Three speed hot wind for option
- Black desgin

Model	Specifications	Color
D10	112x145x120mm(Base) 210x82x230mm(Dryer body)	Black





ELECTRIC IRON

HS-05

Steam iron

- 220-240V 50-60Hz , 1800W or 110V 60Hz 1000W
- Hotel steam master, safe and powerful
- Safe auto shut-off system:
  - -horizontal position after 30 seconds
  - -vertical position after 8 minutes
- Ceramic soleplate
- Dry/steam/spray/blast/anti-drip/self-clean functions
- ON and READY indicator light

Model	Specifications	Colour
HS-05	L292×W121×H145mm	Black



ELECTRIC IRON

HS-16

Steam iron

- 220-240V 50/60Hz , 1600W
- Hotel steam master, safe and powerful
- Safe auto shut-off system:
  - -horizontal position after 30 seconds
  - -vertical position after 8 minutes
- Ceramic soleplate
- Dry/steam/spray/blast/anti-drip
- ON and READY indicator light

Model	Specifications	Colour
HS-16	L292×W121×H145mm	Black/Blue



HS-22

Steam iron

- 220V-240V ,50Hz-60Hz, 2200W
- Adjustable Temperature for different fabrics
- Dry/Spray/Steam/Burst steam/ Self-cleaningAnti-calc/Anti-drip/Auto shut-off
- -horizontal position after 30 seconds
- -vertical position after 8 minutes
- Water tank capacity: 320ML
- Dial thermostat control
- Temperature pilot light
- Soft handle
- Soleplate: Ceramic

Model	Specifications	Colour
HS-22	L290×W122×H150mm	Black



HS-06

Steam iron

- 220-240V 50-60Hz , 1800W
- Hotel steam master, safe and powerful
- Safe auto shut-off system:
  - -horizontal position after 30 seconds
  - -vertical position after 8 minutes
- Ceramic soleplate
- Dry/steam/spray/blast/anti-drip/self-clean functions
- ON and READY indicator light

Model	Specifications	Colour
HS-06	L292×W121×H145mm	White/Grey






# HS-08

Dry iron

- 220V-240V 50Hz-60Hz,1000W
- Function:Dry/adjustable temperature settings for different fabrics/over heat safety protection/
- Temperature pilot light
- Non-stick soleplate
- Auto-shut off
- -horizontal position after 30 seconds
- -vertical position after 8 minutes

Model	Specifications	Color
HS-08	L265×W103×H132mm	Black / White



## IRONING BOARD

# IB05-1

Top Ironing Board With Rest Part

- compact mesh frame board, fits into small areas
- easy to use, adjustable in height
- matt black legs for extra stability
- available with or without integrated hanger or separate organiser
- Board size:110x33 cm
- Material: Steel
- Surface treatment: powder coating
- Thickness of felt:7mm
- Total max height:85cm, 7 gears adjustable height
- Packing: each pc shrink wrapped,4pcs/ctn
- Leg tube dia:28mm&32mm

Model	Specifications	Color
IB05-1	110x33cm	Black
IB12	22x20cm	Shinning Black



(Iron:HS-05,Iron Board:IB05-1)



IB12

## Ironing solutions

This is the hang-in-wardrobe style which includes a board, an organiser and an iron. It is space saving and easy in use.



IRONING BOARD

IB01

Top Ironing Board With Rest Part

- Board size: 92x30 cm
- Material: Steel
- Surface treatment: powder coating
- Thickness of felt:10mm
- 7 gears adjustable in height
- Packing: each pc shrink wrapped,4pcs/ctn
- Compact mesh frame board
- Fits into small areas

Model	Specifications	Color
IB01	92x30cm	Silver grey



(Iron:HS-06,Iron Board:IB-01)



IB02-5

- Wall mounted type ironing holder
- Compatible with compatible with
- Color: White/ Black
- Size: H 35 ×W13.5cm

IB01-1

Metal Mesh Top Ironing Board

- Board size: 90x30 cm
- Material: Steel
- Surface treatment: powder coating
- Thickness of felt:8mm
- 7 gears adjustable in height
- Packing: each pc shrink wrapped,4pcs/ctn
- Compact mesh frame board
- Fits into small areas

Model	Specifications	Color
IB01-1	90x30cm	Black



(Iron:HS-22,Iron Board:IB-01)



IB22

- Wall mounted type ironing holder
- Apply to hang ironing board
- Color: black
- Pad: 52mm
- Wire: Φ8mm
- 1pc in a polybag, 10pcs/ctn

# IB03

## Metal Mesh Top Ironing Board

- Board size:110x33 cm
- Material: Steel
- Surface treatment: powder coating
- Thickness of felt:10mm
- Total max height:85cm, 7 gears adjustable height
- Packing: each pc shink wrapped,4pcs/ctn
- Leg tube dia:28mm&32mm

Model	Specifications	Color
IB-03	110×33cm	Silver grey



(Iron:HS-06,Iron Board:IB-03,Holder: IB03-3&5)



# IB03-3&5

- Ironing holder with anti-theft spare part
- Apply to hang ironing board into hotel wardrobe
- Color: silver
- Size: W14×D13×H42cm

# IB05

## Metal Mesh Top Ironing Board

- Board size:110x33 cm
- Material: Steel
- Surface treatment: powder coating
- Thickness of felt:7mm
- Total max height:85cm, 7 gears adjustable height
- Packing: each pc shink wrapped,4pcs/ctn
- Leg tube dia:28mm&32mm

Model	Specifications	Color
IB05	110×33cm	Black



(Iron: HS-05,Iron Board: IB-05,Holder: IB05-3&5)



# IB05-3&5

- Model: IB04-5
- Ironing holder hanging to wardrobe
- Color: black
- Size: W14xD13xH42cm



# IB05&IB04-5

## Metal Mesh Top Ironing Board

- Board size:110x33 cm
- Material: Steel
- Surface treatment: powder coating
- Thickness of felt:7mm
- Total max height:85cm, 7 gears adjustable height
- Packing: each pc shink wrapped,4pcs/ctn
- Leg tube dia:28mm&32mm

Model	Specifications	Color
IB05	110×33cm	Black



(Iron:HS-08,Iron Board:IB-05,Holder:IB04-5)



## IB04-5

- Model: IB04-5
- Ironing holder hanging to wardrobe
- Color: black
- Size: W13xD14xH42cm

# IB09

## Ironing Board with rectangular leg&Round leg combination

- Built with a sturdy 5 cm wide rectangular leg for exceptional stability.
- Durable welded frame with a heavy-duty mesh top.
- Black powder-coated steel for a sleek, long-lasting finish.
- Flame-retardant cover with a soft cotton blend surface.
- Thick 8mm foam padding enhances comfort and efficiency.
- Secure elastic straps and non-slip feet ensure a firm ironing experience.
- Adjustable height with 7 levels, designed for different users and environments.
- Safety lock mechanism for easy folding and secure storage.

Model	Board Specifications	Color
IB09	109×38cm	Black



Upgraded thicker workmanship one piece & elastic



5 cm wide rectangular leg



7 Ajustable Height



# IB10

## Ironing Board with retractable rest part

- Sturdy welded frame with a heavy-gauge mesh top.
- Tubular steel frame with a black powder-coated finish.
- Retractable iron rest that conveniently slides under the board for extra storage space in hotel wardrobes.
- Heavy-duty flame-retardant cover made with mostly cotton material.
- Thick fiber padding ensures smooth and easy ironing.
- Elastic straps provide a secure, non-slip fit.
- Safety lock for secure fold-up and easy storage.
- Non-slip end caps on legs to prevent movement during use.
- Adjustable height to suit different users.
- Space-saving foldable design when not in use.

Model	Board Specifications	Color
IB10	110×40cm	Black





SEMI-CONDUCTOR MINI BAR



HS-30A

Thermo-electric Mini Bar

- Capacity: 30L
- ECO Temp: 6-12℃;
- Automatically evaporating drain water;
- Internal LED light;
- Insulation: Cyclopentane
- Color option: Black,white
- 220-240V 50/60Hz 48W
- Energy: 0.5kwh/24h

Model	Specifications	Color
HS-30A	W420xD400xH485mm	Black



HS-30G

Thermo-electric Mini Bar

- Capacity: 30L
- ECO Temp: 10-18℃;
- Automatically evaporating drain water;
- Internal LED light;
- Insulation: Cyclopentane
- Color option : Black,white
- 220-240V 50/60Hz 48W
- Energy: 0.5kwh/24h

Model	Specifications	Color
HS-30G	W420xD400xH485mm	Black

SEMI-CONDUCTOR MINI BAR



HS-42A

Thermo-electric Mini Bar

- Capacity: 42L
- ECO Temp: 6.5-15℃;
- Automatically evaporating drain water;
- Internal LED light;
- Insulation: Cyclopentane
- N.W.:10.2kg
- Color option: Black,white
- 220-240V 50/60Hz 48W

Model	Specifications	Color
HS-42A	W420xD420xH515mm	Black



HS-42G

Thermo-electric Mini Bar

- Capacity: 42L
- ECO Temp: 13-18℃;
- Automatically evaporating drain water;
- Internal LED light;
- Insulation: Cyclopentane
- N.W.:11.4kg
- Color option: Black,white
- 220-240V 50/60Hz 48W

Model	Specifications	Color
HS-42G	W420xD420xH515mm	Black

THERMO ABSORPTION MINI BAR



BC-25A

Thermo Absorption Mini Bar

- Capacity: 25L
- ECO Temp: 5-15℃;
- Automatically evaporating drain water;
- Internal LED light;
- Insulation: Cyclopentane
- Color option:Black,white
- 220-240V 50/60Hz 50W
- Energy: 0.5kwh/24h

Model	Specifications	Color
BC-25A	W380xD370xH490mm	Black



BC-25A-G

Thermo Absorption Mini Bar

- Capacity: 25L
- ECO Temp: 10-18℃;
- Automatically evaporating drain water;
- Internal LED light;
- Insulation: Cyclopentane
- Color option: Black,white
- 220-240V 50/60Hz 50W
- Energy: 0.5kwh/24h

Model	Specifications	Color
BC-25A-G	W380xD370xH490mm	Black

THERMO ABSORPTION MINI BAR



BC-30C

Thermo Absorption Mini Bar

- Capacity: 30L
- ECO Temp: 6.5-15℃;
- Automatically evaporating drain water;
- Internal LED light;
- Insulation: Cyclopentane
- Color option: Black,white
- 220-240V 50/60Hz 50W
- Energy: 0.5kwh/24h

Model	Specifications	Color
BC-30C	W420xD395xH490mm	Black



BC-30C-G

Thermo Absorption Mini Bar

- Capacity: 30L
- ECO Temp: 10-18℃;
- Automatically evaporating drain water;
- Internal LED light;
- Insulation: Cyclopentane
- Color option : Black,white
- 220-240V 50/60Hz 50W
- Energy: 0.5kwh/24h

Model	Specifications	Color
BC-30C-G	W420xD395xH490mm	Black



THERMO ABSORPTION MINI BAR



BC-40CP(BC-42A)

Thermo absorption mini bar

- Capacity: 40L
- ECO Temp: 5-15 ℃
- 220-240V 50/60Hz 48W
- Automatically evaporating drain water
- Margic shelf design, convenient for storing different size of drinks
- Reversible door design
- Internal LED light
- Insulation: Cyclopentane

Model	Specifications	Color
BC-40CP(BC-42A)	W420xD420xH575mm	Black



BC-40CP-G(BC-42B)

Thermo absorption mini bar

- Capacity: 40L
- ECO Temp: 10-18 ℃
- 220-240V 50/60Hz 48W
- Automatically evaporating drain water
- Margic shelf design, convenient for storing different size of drinks
- Reversible door design
- Internal LED light
- Insulation: Cyclopentane

Model	Specifications	Color
BC-40CP-G(BC-42B)	W420xD420xH575mm	Black

THERMO ABSORPTION MINI BAR



CB-20SA

Silent Mini Bar

- Capacity: 20L
- ECO Temp: 6-15℃;
- Automatically evaporating drain water;
- Internal LED light;
- Insulation: Cyclopentane
- Color option:Black,white
- 220-240V 50/60Hz 58W
- Energy: D grade, 0.17kwh/24h

Model	Specifications	Color
CB-20SA	W360xD390xH430mm	Black



SC-20SA

Silent Mini Bar

- Capacity: 20L
- ECO Temp: 12-16℃;
- Automatically evaporating drain water;
- Internal LED light;
- Insulation: Cyclopentane
- Color option: Black,white
- 220-240V 50/60Hz 58W
- Energy: D grade, 0.17kwh/24h

Model	Specifications	Color
SC-20SA	W360xD390xH440mm	Black

THERMO ABSORPTION MINI BAR



CB-30SA

Silent mini bar

- No compressor, no vibration, no CFC, No noise
- Capacity: 30L
- ECO Temp: 6-15 °C
- Automatically evaporating drain water
- Reversible door design
- Internal LED light
- Regfrigeration:R600a
- Insulation: Cyclopentane
- Aluminium Inner
- 100V-127V, 220V-240V 63W
- Energy: D grade, 0.17kwh/24h

Model	Specifications	Color
CB-30SA	W385xD420xH475mm	Black



SC-30SA

Silent mini bar

- No compressor, no vibration, no CFC, No noise
- Capacity: 30L
- ECO Temp: 12 -16°C
- Automatically evaporating drain water
- Reversible door design
- Internal LED light
- Regfrigeration:R600a
- Insulation: Cyclopentane
- Aluminium Inner
- 100V-127V, 220V-240V 63W
- Energy: D grade, 0.17kwh/24h

Model	Specifications	Color
SC-30SA	W385xD420xH485mm	Black

THERMO ABSORPTION MINI BAR



CB-40SA

Silent Mini Bar

- No compressor, no vibration, no CFC, No noise
- Capacity: 40L
- ECO Temp: 6-15°C;
- Automatically evaporating drain water;
- Internal LED light;
- Insulation: Cyclopentane
- Color option: Black,white
- 220-240V 50/60Hz 58W
- Refrigerator: R600a
- Revisible door design
- Energy: E grade, 0.21kwh/24h

Model	Specifications	Color
CB-40SA	W400xD420xH560mm	Black



SC-40SA

Silent Mini Bar

- No compressor, no vibration, no CFC, No noise
- Capacity: 40L
- ECO Temp: 12-16°C;
- Automatically evaporating drain water;
- Internal LED light;
- Insulation: Cyclopentane
- Color option: Black,white
- 220-240V 50/60Hz 58W
- Refrigerator: R600a
- Revisible door design
- Energy: D grade, 0.21kwh/24h

Model	Specifications	Color
SC-40SA	W400xD415xH570mm	Black



DRAWER STYLE



CB-21SA

Thermo Absorption Mini Bar

- No compressor, no vibration, no CFC, No noise
- Capacity: 21L
- ECO Temp: 8℃;
- Automatically evaporating drain water;
- Internal LED light;
- Insulation: Cyclopentane
- Color option: Black,white
- 220-240V 50/60Hz 63W
- Energy: E grade, 75kwh/annum

Model	Specifications	Color
CB-21SA	W385xD455xH375mm	Black



CB-45SA

Thermo absorption Mini Bar

- Capacity: 45L
- ECO Temp: 6-15℃;
- Automatically evaporating drain water;
- Internal LED light;
- Insulation: Cyclopentane
- 220-240V 50/60Hz 58W
- Energy: F grade, 0.26kwh/24h

Model	Specifications	Color
CB-45SA	W490xD455xH425mm	Black

COMPRESSOR FRIDGE



SC-30L

Compressor mini bar

- Capacity: 30L
- ECO Temp: 0-10℃;
- Automatically evaporating drain water;
- Internal LED light;
- Insulation: Cyclopentane
- Color option: Black,white
- 220-240V 50/60Hz 70W
- Noise:40dB

Model	Specifications	Color
SC-30	W405xD415xH493mm	Black



SC-42L

Compressor Mini Bar

- Capacity: 42L
- ECO Temp: 0-10℃;
- Automatically evaporating drain water;
- Internal LED light;
- Insulation: Cyclopentane
- Color option: Black,white
- 220-240V 50/60Hz 75W
- Noise:40dB

Model	Specifications	Color
SC-42L	W405xD415xH585mm	Black

COMPRESSOR MINI BAR



SC-50L

Compressor Mini Bar

- Capacity: 50L
- ECO Temp: 0-10℃;
- Automatically evaporating drain water;
- Internal LED light;
- Insulation: Cyclopentane
- Color option: Black,white
- 220-240V 50/60Hz 75W
- Noise:40dB

Model	Specifications	Color
SC-50L	W445xD465xH520mm	Black



SC-75L

Compressor Mini Bar

- Capacity: 75L
- ECO Temp: 0-10℃;
- Automatically evaporating drain water;
- Internal LED light;
- Insulation: Cyclopentane
- Color option: Black,white
- 220-240V 50/60Hz 75W

Model	Specifications	Color
SC-75L	W445xD470xH760mm	Black

COMPRESSOR MINI BAR



BC-30L

Compressor Mini Bar with freezer compartment

- 220V-240V, 50Hz-60Hz 50W, 100-120V 50W
- Net Capacity: 30L
- temperature 0-10 degree
- Refrigerant: R600a
- Color: white, silver or black for option

Model	Specifications	Color
BC-30L	W425xD420xH490mm	Silver



BC-50L

Compressor Mini Bar with freezer compartment

- 220V-240V, 50Hz-60Hz 50W, 100-120V 50W
- Net Capacity: 50L
- temperature 0-10 degree
- Color: siver or black for option 2 glass shelves
- Refrigerant: R600a

Model	Specifications	Color
BC-50L	W445xD480xH520mm	Silver



COMPRESSOR MINI BAR



BC-53L

Compressor Mini Bar

- Capacity: 53L
- ECO Temp: 0-10 ℃
- 220-240V 50/60Hz 50W
- Automatically evaporating drain water
- Margic shelf design, convenient for storing different size of drinks
- Internal LED light
- Insulation: Cyclopentane

Model	Specifications	Color
BC-53L	W425xD420xH710mm	Silver



BC-75L

Compressor Mini Bar

- 220V-240V, 50Hz-60Hz 50W, 100-120V 55W
- Net Capacity: 75L
- Net fridge compartment: 70L with temperature 0-10 degree
- Net freezer compartment: 5L with temperature -3degree
- Color: silver
- Refrigerant: R600a

Model	Specifications	Color
BC-70L	W445xD480xH760mm	Silver



SAFE BOX



E2042A

- Solid, arc-welded heavy-gauge steel construction.
- finish or Sand texture powder coating finish
- 18mm solid steel bolt for maximum security and durability.
- Low battery indicator
- Powered by 4 x AA.
- LED display screen.
- User management: 3-6 digit guest code.
- Hotel management: 6 digit override master code/mechanical key override
- 5 minutes freeze system in case of wrong code for 4 times.

Model	Specifications	Color
E2042A	W420xD370xH200mm	Black



E2042B

- Solid, arc-welded heavy-gauge steel construction.
- 18mm solid steel bolt for maximum security and durability.
- Low battery indicator
- Powered by 4 x AA.
- LED display screen.
- User management:3-6 digit guest code.
- Hotel management:6 digit override master code/override mechanical key
- 5 minutes freeze system in case of wrong code for 4 times.
- Audit Trail 100 records.
- With backlit keypad

Model	Specifications	Color
E2042B	W420xD370xH200mm	Black



2042F-8

- Digital display, electronic keypad;
- Fully automatic electronic lock;
- Three ways to open the box:
- User management: 3-6 digit guest code.
- Hotel management: 6 digit override master code/mechanical key override
- Pre-drilled mounting holes.
- LCD display screen.
- 15 minutes freeze system in case of wrong code for 4 times, meanwhile password hiding function for option;
- Body finish : Sand texture powder coating finish, Black
- Panel color : black

Model	Specifications	Color
2042F-8	W420xD360xH190mm	Black



E2042G

- Solid, arc-welded heavy-gauge steel construction.
- 18mm solid steel bolt for maximum security and durability.
- Low battery indicator
- Powered by 4 x AA.
- LED display screen.
- User management: 3-6 digit guest code.
- Hotel management: 6 digit override master code/mechanical key override
- 5 minutes freeze system in case of wrong code for 4 times.

Model	Specifications	Color
E2042G	W420xD370xH200mm	Black





## E2042H

- Solid, arc-welded heavy-gauge steel construction.
- 18mm solid steel bolt for maximum security and durability.
- Low battery indicator
- Powered by 4 x AA.
- LED display screen.
- User management: 3-6 digit guest code.
- Hotel management: 6 digit override master code/mechanical key override
- 5 minutes freeze system in case of wrong code for 4 times.

Model	Specifications	Color
E2042H	W420xD370xH200mm	Black



## E2042M

- Solid, arc-welded heavy-gauge steel construction.
- 18mm solid steel bolt for maximum security and durability.
- Low battery indicator
- Powered by 4 x AA.
- LED display screen.
- User management:3-6 digit guest code.
- Hotel management:6 digit override master code/override mechanical key
- 5 minutes freeze system in case of wrong code for 4 times.
- Audit trail 1000 records.
- With backlit keypad

Model	Specifications	Color
E2042M	W420xD370xH200mm	Black



## E2042U

- Solid, arc-welded heavy-gauge steel construction.
- 18mm solid steel bolt for maximum security and durability.
- Low battery indicator
- Powered by 4 x AA.
- LED display screen.
- User management: 3-6 digit guest code.
- Hotel management: 6 digit override master code/mechanical key override
- 5 minutes freeze system in case of wrong code for 4 times.
- Audit Trail 1000 records

Model	Specifications	Color
E2042U	W420xD370xH200mm	Black



## E2042V

- Solid, arc-welded heavy-gauge steel construction.
- 18mm solid steel bolt for maximum security and durability.
- Low battery indicator
- Powered by 4 x AA.
- LED display screen.
- User management: 3-6 digit guest code.
- Hotel management: 6 digit override master code/mechanical key override
- 5 minutes freeze system in case of wrong code for 4 times.

Model	Specifications	Color
E2042V	W420xD370xH200mm	Black



# E2042BJ

- Solid, arc-welded heavy-gauge steel construction.
- 18mm solid steel bolt for maximum security and durability.
- Low battery indicator
- Powered by 4 x AA.
- LED display screen.
- User management: 3-6 digit guest code.
- Hotel management: 6 digit override master code/mechanical key override
- 5 minutes freeze system in case of wrong code for 4 times.
- Audit trail 1000 records

Model	Specifications	Color
E2042BJ	W420xD370xH200mm	Black



# E2042MJ

- Solid, arc-welded heavy-gauge steel construction.
- 18mm solid steel bolt for maximum security and durability.
- Low battery indicator
- Powered by 4 x AA.
- LED display screen.
- User management: 3-6 digit guest code.
- Hotel management: 6 digit override master code/mechanical key override
- 5 minutes freeze system in case of wrong code for 4 times.
- Audit trail 1000 records

Model	Specifications	Color
E2042MJ	W420xD370xH200mm	Black



# E2043

- Solid, arc-welded heavy-gauge steel construction.
- 18mm solid steel bolt for maximum security and durability.
- Low battery level alert
- Powered by 4 x AA.
- LED display screen.
- User management: 4-6 digit guest code.
- Hotel management: 6 digit override master code/mechanical key override
- 5 minutes freeze system in case of wrong code for 3 times.
- Audit trail 200 records

Model	Specifications	Color
E2043	W430xD350xH200mm	Black



# E2043B

- Solid, arc-welded heavy-gauge steel construction.powder coating finish.
- 18mm solid steel bolt for maximum security and durability.
- Low battery level alert
- LED display screen.
- User management :4-6 digit guest code.
- Hotel management:6 digit override master code/mechanical key override
- 5 minutes freeze system in case of wrong code for 3 times.
- Audit Trail 200 record

Model	Specifications	Color
E2043B	W420xD370xH200mm	Black





# D1541N

- Solid, arc-welded heavy-gauge steel construction.
- 18mm solid steel bolt for maximum security and durability.
- Pre-drilled mounting holes.
- Powered by 4 x AA.
- LED display screen.
- User management: 3-6 digit guest code.
- Hotel management: 6 digit override master code/mechanical key override
- 5 minutes freeze system in case of wrong code for 3 times.

Model	Specifications	Color
E2043B	W410xD350xH150mm	Black



# E4035

- Solid, arc-welded heavy-gauge steel construction.
- 18mm solid steel bolt for maximum security and durability.
- Pre-drilled mounting holes.
- Powered by 4 x AA.
- LED display screen.
- User management: 4-6 digit guest code.
- Hotel management: 6 digit override master code/mechanical key override
- 5 minutes freeze system in case of wrong code for 3 times.
- Audit trail 1000 records
- can fit 15" laptop

Model	Specifications	Color
E2043	W400xD350xH150mm	Black



# D1541MJ

- Solid, arc-welded heavy-gauge steel construction.
- 18mm solid steel bolt for maximum security and durability.
- Pre-drilled mounting holes.
- Powered by 4 x AA.
- LED display screen.
- User management: 3-6 digit guest code.
- Hotel management: 6 digit override master code/mechanical key override
- 5 minutes freeze system in case of wrong code for 4 times.
- Audit trail 1000 records

Model	Specifications	Color
D1514MJ	W410xD350xH150mm	Black



# D1541BJ

- Solid, arc-welded heavy-gauge steel construction.
- 18mm solid steel bolt for maximum security and durability.
- Low battery indicator
- Powered by 4 x AA.
- LED display screen.
- User management: 3-6 digit guest code.
- Hotel management: 6 digit override master code/mechanical key override
- 5 minutes freeze system in case of wrong code for 4 times.
- Audit trail 1000 records

Model	Specifications	Color
D1541BJ	W410xD350xH150mm	Black





## E2043C

- Side Opening (Standard: Right Hinge)
- Audit Trail: Records up to 200 entries.
- ESD Anti-static: >6000V.
- Lock Mechanism: Solid steel double bolt lock for maximum security and durability.
- Buttons: ADA silicone buttons with blind contacts.
- Display: LED screen (Blue digital).
- Security Codes: 4-6 digit user code, 6 digit master code, and universal mechanical key.
- Auto-lock Feature: Automatically locks the box after three incorrect password entries.
- One-button Locking: Locks with a single button press within 5 minutes to prevent forgetfulness.
- Power Source: 4 x AA batteries.
- Low Battery Alert: Automatic notification when battery level is low.

Model	Specifications	Color
E2043C	W445xD380xH200mm	Black



## E2043D

- Side Opening (Standard: Right Hinge)
- Decoding Function Included
- Flash Memory (Stores up to 200 records)
- EU CE Certification Compliant, RoHS Compliant;
- ESD Anti-static >6000V; Solid Steel Double Bolt Locking Mechanism
- ADA Silicone Buttons with Braille Markings
- LED Display Screen (Blue Numerical)
- Each Unit Comes with Batteries and Carpets
- Includes Mechanical Key; Keys are Batch-matched
- 6-digit Password (Can be set between 4-6 digits);
- Box Automatically Locks after 3 Incorrect Password Entries
- One-button Self-locking Feature (To prevent customers from forgetting to lock the safe) (Locks with a single button press within 5 minutes)
- Low Battery Alert;
- Password Feedback Feature;
- Administrator Password Configuration Option.

Model	Specifications	Color
E2043D	W445xD380xH200mm	Black



## E4035B

- Upward-opening with single pneumatic bar
- Equipped with decoding functionality
- Flash memory capable of storing up to 200 records
- EU CE certified and RoHS compliant;
- ESD anti-static protection exceeding 6000V;
- solid steel double bolt locking mechanism
- Features ADA-compliant silicone buttons with tactile markings for the visually impaired
- Includes a blue LED display screen for easy viewing
- Accommodates up to 15-inch tablet computers
- Each unit includes batteries and carpeting
- Comes with a mechanical key;
- batch-matched keys provided according to each order batch
- Utilizes a 6-digit password system (configurable between 4-6 digits);
- automatically locks after 3 incorrect password attempts
- Includes a one-button self-locking feature (activates within 5 minutes to prevent accidental unlocking)
- Features a low battery alert, supports operation in both Chinese and English languages, and includes a password feedback function
- Option to set an administrator password for enhanced security

Model	Specifications	Color
E4035B	W400xD350xH150mm	Black



## E4035C

- Upward-opening with single pneumatic bar
- Equipped with decoding functionality
- Flash memory capable of storing up to 200 records
- ESD anti-static protection exceeding 6000V;
- solid steel double bolt locking mechanism
- Features ADA-compliant silicone buttons with tactile markings for the visually impaired
- Includes a blue LED display screen for easy viewing
- Accommodates up to 15-inch tablet computers
- Each unit includes batteries and carpeting
- Comes with a mechanical key;
- batch-matched keys provided according to each order batch
- Utilizes a 6-digit password system (configurable between 4-6 digits);
- automatically locks after 3 incorrect password attempts
- Includes a one-button self-locking feature (activates within 5 minutes to prevent accidental unlocking)
- Features a low battery alert, supports operation in both Chinese and English languages, and includes a password feedback function
- Option to set an administrator password for enhanced security

Model	Specifications	Color
E4035C	W400xD350xH150mm	Black





## CT-2048MJ

- Solid, arc-welded heavy-gauge steel construction.Orange peel powder coating finish
- 18mm solid steel bolt for maximum security and durability.
- Pre-drilled mounting holes.
- Powered by 4 x AA. Automatic low battery level alert. (battery not included)
- LED display screen.
- 3-6 digit guest code.
- 6 digit override master code/override mechanical key
- 5 minutes freeze system in case of wrong code for 4 times.
- Audit trail function(100 last records, device 1%free)

Model	Specifications	Color
CT-2048MJ	W370xD420xH200mm	Black



## CT-2048BJ

- Solid, arc-welded heavy-gauge steel construction.Orange peel powder coating finish
- 18mm solid steel bolt for maximum security and durability.
- Pre-drilled mounting holes.
- Powered by 4 x AA. Automatic low battery level alert. (battery not included)
- LED display screen.
- 3-6 digit guest code.
- 6 digit override master code/override mechanical key
- 5 minutes freeze system in case of wrong code for 4 times.
- Audit trail function(100 last records, device 1%free)
- Inside LED light strip

Model	Specifications	Color
CT-2048BJ	W370xD420xH200mm	Black



## E2317

- Digital display, electronic keypad;
- Fully automatic electronic lock;
- Three ways to open the box:
- User password (3-6 digits);
- Hotel management code to facilitate management;
- Mechanical key;
- Pre-drilled mounting holes.
- LCD display screen.
- 15 minutes freeze system in case of wrong code for 4 times, meanwhile password hiding function for option;
- Body finish : Sand texture powder coating finish, Black
- Panel color : black

Model	Specifications	Color
E2317	W230xD170xH170mm	Black

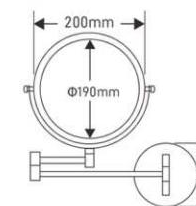




## MAGNIFYING MIRROR

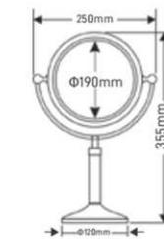
### HT-67A/HT-67

Dia: 6",8"  
3 x magnification,  
Double side



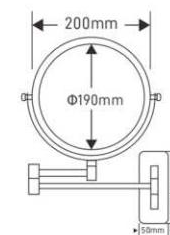
### HT-726A/HT-726

Dia: 6",8"  
3 x magnification,  
Double side



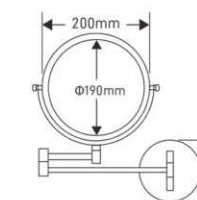
### HT-66A/HT-66

Dia: 6",8"  
3 x magnification,  
Double side



### HS-529

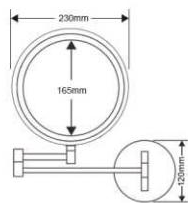
Dia: 8.5"  
Thickness: 55mm  
Voltage: 110V/220V  
LED: 60000 hrs  
3 x magnification,  
Double side





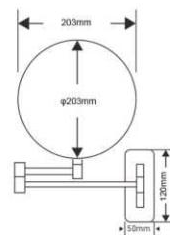
HS--M1808

Dia: 9"  
3X MAGNIFICATION  
Thickness: 20mm  
LED: WITH LED



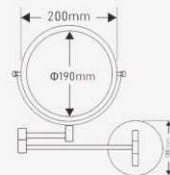
HS--M0618

Dia: 8"  
3X MAGNIFICATION



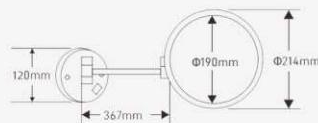
HS-519

Dia: 8"  
Thickness: 20mm  
LED: 60000 hrs  
Votage: 110V/220V  
3 x magnification,  
double side



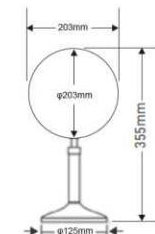
HS-509/HS-509A

Dia: 8.5"/8"  
LED: 60000 hrs  
Votage: 110V/220V  
3 x magnification,  
single side



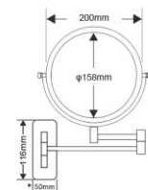
HS-M6018

Dia: 8"  
3X MAGNIFICATION



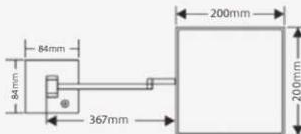
HS-M0820

Dia:8"  
Double Side  
3 x magnification  
LED lighted mirror  
with 3 colors light



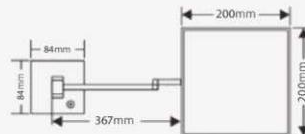
HS-539

size: 200 x 200mm  
LED: 60000 hrs  
Votage: 110V/220V  
3 x magnification,  
single side



HS-559

size: 212 x132mm  
LED: 60000 hrs  
Votage: 110V/220V  
3 x magnification,  
single side







WEIGHING SCALE



H-01

- LCD Size: 61\*25mm
- Max Capacity: 200KG
- Graduation:0.1kg/0.2lb/0.2lb(1lb,≥20st)
- Power Supply:2\*AAA batteriescan fit in.  
(Do not provide)
- Built-in high precision induction system;
- 6mm toughened glass weighing platform;
- Auto on/ Auto off function;
- Low battery and overload indication;

Model	Specifications	Color
H-01	L305×W245×H25mm	Glass/White

H-02

- Dimension:312\*285\*23mm
- LCD Display Size: 73\*33mm
- Material:6mm tempered glass
- Max Capacity: 180KG/396LB
- Unit:KG / LB
- Built-in high precision induction system;
- Auto on/ off function;
- Low battery and overload indication;
- Operated by 2xAAA batteries

Model	Specifications	Color
H-02	L312xW285xH23mm	Black







## H-05

- Full Glass platform
- Equipped with 4 high precision sensors system.
- Capacity:180kg.
- Graduation: 0.1kg
- LED display ,SIZE:80\*30mm
- Automatic switch on/off
- Units : kg
- Low Battery / Overload Indication.
- Battery: 2\*1.5V AAA (do not provide)

Model	Specifications	Color
GL-FD205	L300xW300xH24.5mm	Black



## H-03

- Dimension:312\*285\*20mm
- LCD Size: 61\*25mm
- Max Capacity: 180KG/396LB
- 5mm toughened glass weighing platform;
- Built-in high precision induction system;
- KG and LB selector
- Auto on/ Auto off function;
- Low battery and overload indication;
- Operated by 1 lithium cell battery

Model	Specifications	Color
H-03	L312xW285xH20mm	Silver

## GL-D1M

- Dimension:  $\phi 330 \times 35$ (mm)
- LCD Size: 73\*33mm with blue backlight
- Material:6mm tempered glass.
- Max Weight: 180KG/396LB
- Equipped with High Presion Strain Gauge Sensors System
- Low Battery / Overload Indication.
- KG and LB selector
- Automatic Zero Resttting & Automatic Switch Off.
- Operated by 2xAAA batteries

Model	Specifications	Color
GL-D1M	$\phi 33 \times H35$ mm	Glass



## H-04

- With 5MM Tempered Glass With S/S Platform
- Blue Backlight.
- Built in high precision induction sensor
- With 73\*33mm Digits LCD Display.blacklight
- Low Battery / Overload Indication.
- Unit:kg/lb/st
- Automatic Zero Resttting.
- Material: Tempered Glass, Stainless Steel,ABS.
- Max Weight: 180KG / 396LB
- Power Source: 2 \*1.5V AAA Batteries( Not Included)

Model	Specifications	Color
H-04	L300xW300xH23mm	Stainless Steel





## HS-D3A

- Power:battery-free(Magic engine system, just simply push or step onto the power button to generate power for weighing)
- Four high-precision sensor
- Capacity:180KG/396LB
- LCD size:81\*42mm
- Unit: KG/LB
- Low battery (LO) and overload indication (Err)



Model	Specifications	Color
HS-D3A	L280xW280xH30mm	Black



## HS-1102

- Dimension: 300\*300\*23mm
- LCD display size:61\*25mm
- Material: 5mm tempered glass
- Max Capacity: 180 KG/396LB
- Unit:KG / LB
- Equipped with high precision sensors
- Low Battery and Overload Indication.
- Automatic Zero Resetting.
- Operated by 1 lithium cell battery

Model	Specifications	Color
HS-1102	L300xW300xH23mm	Black

## GL-D1102

- Tempered Glass platform
- Equipped with high precision sensors
- LCD display size:61\*25mm
- Low Battery / Overload Indication.
- Automatic Zero Restting.
- Material: Tempered Glass,ABS
- Division: 100G
- Max Weight: 180KGS
- Power Supply: 1\*lithium button cell(do not provide)



Model	Specifications	Color
GL-D1102	L280xW280xH23mm	Glass





TELEPHONE

SN-0001B

- Compatibilited with multiple of mainstream switches;
- Speed dial button(+10、+5、+3、+0);
- 14 digits memory;
- Dual tones electronic ringing and volume 2 levels adjustable;
- Hand-free call volume multilevel adjustable;
- Automatic take-up function/Auto re-dial;
- Desk and wall mountable.

Model	Specifications	Color
SN-0001B	L600×W450×H670mm	Black/Beige



SN-0005

- Compatibilited with multiple of mainstream switches;
- Speed dial button(+8、+5、+3、+0);
- 14 digits memory;
- Dual tones electronic ringing,adjustable speaker volume;
- Hand-free call volume multilevel adjustable;
- Automatic take-up function/Auto re-dial;
- Desk and wall mountable.

Model	Specifications	Color
SN-0005	L600×W450×H670mm	Black/Beige





# SN-0009

- Compatibilited with multiple of mainstream switches;
- Flash time adjustable to fit for different exchange,standard flash time is 600ms.
- Dual tones electronic ringing,adjustable speaker volume;
- Hand-free call volume multilevel adjustable;
- Speed dial button(+10、+5、+3、+0);
- Automatic take-up function/Auto re-dial;
- 14 digits memory;

Model	Specifications	Color
SN-0009	L600×W450×H670mm	Black/Beige



# SN-0016

- Compatibilited with multiple of mainstream switches;
- Flash time adjustable to fit for different exchange, standard flash time is 600ms.
- Dual tones electronic ringing,adjustable speaker volume;
- Hand-free call volume multilevel adjustable;
- Speed dial button(+10、+5、+3、+0);
- Service key store number up to 32 bits;
- Automatic take-up function/Auto re-dial;
- 14 digits memory;

Model	Specifications	Color
SN-0016	L600×W450×H670mm	Black



# SN-0009B

12 bit LCD display, actual time and date display.

- Compatibilited with multiple of mainstream switches;
- Flash time adjustable to fit for different exchange,standard flash time is 600ms.
- Dual tones electronic ringing,adjustable speaker volume;
- Hand-free call volume multilevel adjustable;
- Speed dial button(+10、+5、+3、+0);
- Automatic take-up function/Auto re-dial;
- 14 digits memory;

Model	Specifications	Color
SN-0009B	L600×W450×H670mm	Black/Beige



# SN-0016B

12 bit LCD display, actual time and date display.

- Compatibilited with multiple of mainstream switches;
- Flash time adjustable to fit for different exchange, standard flash time is 600ms.
- Dual tones electronic ringing,adjustable speaker volume;
- Hand-free call volume multilevel adjustable;
- Speed dial button(+10、+5、+3、+0);
- Service key store number up to 32 bits;
- Automatic take-up function/Auto re-dial;
- 14 digits memory;

Model	Specifications	Color
SN-0016B	L600×W450×H670mm	Black





# SN-0018

- 12 bit LCD display, actual time and date display.
- Compatibilited with multiple of mainstream switches;
- Flash time adjustable to fit for different exchange,standard flash time is 600ms.
- Dual tones electronic ringing,adjustable speaker volume;
- Hand-free call volume multilevel adjustable;
- Speed dial button(+6、+4、+0);
- Service key store number up to 32 bits;
- Automatic take-up function/Auto re-dial;
- 14 digits memory;

Model	Specifications	Color
SN-0018	L600×W450×H670mm	Black



# ACE-8901

- Compatibilited with multiple of mainstream switches;
- Low-power memory: when the phone is switch-off, the built-in battery is enabled automatically, so that the storage data will not be lost;
- Dual tones electronic ringing,adjustable speaker volume;
- Hand-free call volume multilevel adjustable;
- Speed dial button(+8、+5、+3、+0);
- Automatic take-up function/Auto re-dial;
- 14 digits memory;

Model	Specifications	Color
ACE-8901	L600×W450×H670mm	Black



# VOIP TELEPHONE

- Support 100 Megabit Ethernet - adaptive 10/100 MBPS network port, provide high-speed network transmission;
- POE power supply/adapter power supply;
- Compatible with the mainstream IP PBX/ soft switch /IMS platform based on SIP,like Asterisk, Broadsoft, 3CX, Elastix, Zycoo;
- IP access: static IP settings / DHCP / PPPo

Model	Specifications	Color
VoIP telephone	L600×W450×H670mm	Black



# ACE-8902

- Compatibilited with multiple of mainstream switches;
- Low-power memory: when the phone is switch-off, the built-in battery is enabled automatically, so that the storage data will not be lost;
- Dual tones electronic ringing,adjustable speaker volume;
- Hand-free call volume multilevel adjustable;
- Speed dial button(+8、+5、+3、+0);
- Automatic take-up function/Auto re-dial;
- 14 digits memory;

Model	Specifications	Color
ACE-8902	L600×W450×H670mm	Silver/Black

# SN-0011

- Soft humanized ring;
- Desk or wall mountable;
- Lighting-proof,moustureproof and waterproof;

Model	Specifications	Color
SN-0011	L600×W450×H670mm	Black/Beige



# SN-0012

- Efficient useful ring-coming light;
- Adjustable Ringer control;
- SOS emergency call key ;
- Lighting-proof,moustureproof and waterproof;

Model	Specifications	Color
SN-0012	L600×W450×H670mm	Black/Beige



# SN-8903

- Efficient useful ring-coming light;
- Adjustable Ringer control;
- SOS emergency call key ;
- Lighting-proof,moustureproof and waterproof;

Model	Specifications	Color
SN-8903	L600×W450×H670mm	Black





PEDAL DUST BIN

WD-A1 SERIES

- #410 Stainless steel material
- Fire safe construction design
- Plastic liner for easy cleaning
- Color: Silver matte
- Buffer closing device

Model	Specifications	Capacity
WD-A1-5L	235x185x260mm	5L
WD-A1-7L	235x185x345mm	7L
WD-A1-9L	272x265x315mm	9L
WD-A1-12L	272x265x395mm	12L



WD-ST SERIES

- #410 Stainless steel material
- Fire safe construction design
- Plastic liner for easy cleaning
- Buffer closing device

Model	Specifications	Capacity
WD-ST-5L	203x203x280mm	5L
WD-ST-7L	203x203x320mm	7L
WD-ST-8L	225x225x340mm	8L
WD-ST-10L	250x250x340mm	10L



PEDAL DUST BIN

H-8019/8020

- #410 Stainless Steel, durable and built to last.
- Fire-Safe Design, enhanced safety with fire-safe construction.
- Easy-Clean Liner, removable plastic liner for quick cleaning.
- Polished finish.

Model	Specifications	Capacity
H-8019	∅ 205 x H285mm	5L
H-8020	∅ 252 x H395mm	12L



JF-SK SERIES

- #410 Stainless Steel, durable and built to last.
- Fire-Safe Design, enhanced safety with fire-safe construction.
- Easy-Clean Liner, removable plastic liner for quick cleaning.
- Soft-Close Mechanism, quiet and smooth closing.

Model	Specifications	Capacity
JF-SK-3L	Φ165 x H255mm	3L
JF-SK-5L	Φ203 x H280mm	5L
JF-SK-7L	Φ203 x H320mm	7L
JF-SK-8L	Φ225 x H340mm	8L
JF-SK-10L	Φ250 x H340mm	10L
JF-SK-12L	Φ250 x H390mm	12L

PEDAL DUST BIN

HPX-23

- Pedal dust bin
- Color: black, white, shining, mat
- Available in 7L/10L/15L/18L
- Buffer closing device

Model	Specifications	Capacity
HPX-23	W240xL140xH310mm	7L
	W240xL140xH350mm	10L
	W270xL180xH380mm	15L
	W270xL180xH450mm	18L



HPX-22

- Pedal dust bin
- Round shape
- Color: black, white, shining, mat
- Available in 5L/8L/12L
- Buffer closing device

Model	Specifications	Capacity
HPX-22	ϕ 245X295mm	5L
	ϕ 265X295mm	8L
	ϕ 315X365mm	12L

LEATHER BIN

RB-01

- 10L double wall waste bin, round shape
- Outer: wrapped with PU leather ( color and leather style are optional)
- Powder coated metal inner insert
- With chrome ring on top(Ring color can be customized)

Model	Specifications	Capacity
RB-01	ϕ 225x270mm	10L



OB-02

- 10L double wallr waste bin,oval shape
- Outer: wrapped with PU leather(color and leather style are optional)
- Powder coated metal inner insert
- With chrome ring on top(Ring color can be customized)

Model	Specifications	Capacity
OB-02	W225xD195xH270mm	10L

MR-01

- Double layer
- Material: Metal + paint finish
- Capacity : 10L
- Rubber floor protection ring at the bottom

Model	Specifications	Color
MR-01	ϕ 225x260mm	Black





LEATHER BIN

RB-09

- Leather dustbin for high-end hotel use
- Outer:wrapped with PU leather
- Inner:plastic bucket
- Color: optional

Model	Specifications	Color
RB-09	L600×W450×H670mm	Optional



RB-11

- Outer:wrapped with PU leather
- Inner:powder coated metal bucket
- Color: optional
- Top size :24x24x 30cm;
- Bottom size: 18x18x30cm

Model	Specifications	Color
RB-11	W240xD240xH300mm	Optional



RB-10

- Outer: warpped with PU leather  
(color and leather style are optional.)
- Color: optional
- Capacity: 10L

Model	Specifications	Color
RB-10	W200xD200xH310mm	Optional



DUST BIN WITH SWING LID



GPX-110X

- Material:stainless steel
- Capacity: 10L
- Thickness: 0.4mm
- Stylish design for guest room usage
- Stainless steel and powder coated finishing
- Swing lid for tidy look
- Rubber rim at the bottom for floor protection

Model	Specifications	Color
GPX-110X	φ 200x310mm	Silver/Black

GPX-110B

- Material : Stainless Steel
- Size: φ 38\*73cm
- Color : Matte
- Mirror finished/Satin finished/Powder coating

Model	Specifications	Color
GPX-110B	φ 380xH730mm	Matte



RECYCLE & SORTING DUSTBIN

RD-12

- Outer: warpped with PU leather
- Inside with powder coated metal bucket
- Option:2 or 3 buckets
- Color: optional, customization is provided
- Size: H305mm
- Bottom:245x245mm
- Top:292x292mm

Model	Specifications	Color
RD-12	L292×W292×H305mm	Optional



RD-13

- Powder coated finishing
- Inside with 2 compartments for sorting garbage storage
- Size: 225\*270MM
- Capacity: 10L
- Rubber protection at base
- Waterproof and rust resistant
- Material of inner containers:polypropylene
- Printed with sorting guidance symbols

Model	Specifications	Color
RD-13	φ 225x270mm	Black



RECYCLE & SORTING DUSTBIN

RD-14

- Double layer
- Outer: wrapped with PU leather
- Different colors and styles for leather are avaible
- Powder coated metal inner inserts
- Capacity: 2X8L

Model	Specifications	Color
RD-14	L295xW235xH300mm	optional



RD-17

- Outer: wrapped with PU leather
- Inside with 2 plastic buckets
- Color: optional color
- Capacity: 2X6L

Model	Specifications	Color
RD-17	L280x W197 xH370mm	optional

RD-18

- Double layer
- Round shape
- Outer: wrapped with PU leather
- Inside with 2 plastic buckets
- Color: optional color
- Capacity: 2X5L

Model	Specifications	Color
RD-18	φ250xH375mm	optional





RECYCLE BIN

RD-15

- Double layer
- Size: L270XW210XH288H
- Metal powder coated finishing

Model	Specifications	Color
RD-15	L270xW210xH288mm	Black



RD-17A

- Double layer
- Inside with 2 plastic buckets
- Outer: stainless steel in shiny finish
- Material: 410 stainless steel
- Capcity:2 x6L

Model	Specifications	Color
RD-17A	L275x W175 xH365mm	Silver

RD-17B

- Double layer
- Inside with 2 plastic buckets
- Metal powder coating
- Capcity:2 x6L

Model	Specifications	Color
RD-17B	L275x W175 xH365mm	Black



RECYCLE BIN

RB-107A/RB-107B

- Bin with 3 compartments for sorting garbage storage
- Easy to clean and waterproof
- Metal powder coated in black color &410 stainless steel body
- Rubber rim at the bottom for better floor protection
- Unique design for sorting garbage

Capacity	Specifications	Color
RB-107A	φ 225xH308mm	Black
RB-107B	φ 225xH308mm	Shining



RB-108A/RB-108B

- With 2 compartments for sorting garbage storage
- Easy to clean and waterproof
- Metal powder coated in black color &410 stainless steel body
- Rubber rim at the bottom for better floor protection

Capacity	Specifications	Color
RB-108A	φ 225xH308mm	Black
RB-108B	φ 225xH308mm	Shining

LUGGAGE RACK

HS604567

Stainless steel luggage rack

- #stainless steel with back rest
- Tube dia.: 1.0mm
- less damage to the walls due to the design
- 5 black durable straps
- Plastic foot cap-floor protectors
- Easy fold up
- 5pcs/ctn, ctn size:62\*45\*72cm

Model	Specifications	Color
H604567	L600×W450×H670mm	silver / rose golden / black



HS604553

Stainless steel luggage rack

- #stainless steel without back rest
- Tube dia.: 1.0mm
- less damage to the walls due to the design
- 5 black durable straps
- Plastic foot cap-floor protectors
- Easy fold up
- 5pcs/ctn, ctn size:62\*45\*55cm

Model	Specifications	Color
HS604553	L600×W450×H530mm	silver / rose golden / black



HS555070/HS604251

Stainless steel luggage rack

- Strong metal frame, back rest for option
- plastic feet cap - floor protectors
- 4 black durable straps
- Easy fold up
- color: silver

Model	Specifications	Color
HS555070	L550×W500×H700mm	Silver
HS604251	L600×W420×H510mm	Silver



HS614767

Solid stainless steel luggage rack

- Solid stainless steel luggage rack
- Size: 61x47x67cm
- Stainless steel
- Frame with back rest,
- Thickness: 0.8MM
- 4 black durable starps easy fold up

Model	Specifications	Color
HS614767	L610×W470×H670mm	Silver



# HS605558

Foldable wooden luggage rack

- Wooden luggage rack with back rest
- Size: L600\*W550\*H580mm
- Material: rubber wood
- Available for black or mahogany color

Model	Specifications	Color
HS605558	L600×W550×H580mm	Mahogany/Black



## K018A

- Wooden luggage rack with back rest
- Size: L600\*W450\*H670mm
- Material: rubber wood
- Available for brown color

Model	Specifications	Color
K018A	L600×W480×H670mm	Brown

# K020

Foldable wooden luggage rack

- Size: L600\*W450\*H500mm
- Brown color
- Material: rubber wood
- Bearing:100kg

Model	Specifications	Color
K020	L600×W450×H500mm	Brown



## K015

- Size: L600\*W400\*H580mm
- Nature color
- Material: rubber wood

Model	Specifications	Color
K015	L600×W400×H580mm	Nature

※ Bespoke production or customized sizes are availabe on all of the luggage rack

FLASH LIGHT

HSF-01

Material: Aluminum alloy shell, anti-slip rubber handle  
Bulb type: 13 LEDs  
Battery: 3 AA  
Product Size: 185x60x55 mm(Φ45xΦ26x175 mm)  
Product weight: 325g



HSF-02S

Material: ABS  
Bulb type: 6 LEDs  
Battery: 4 AAA  
Product Size: 153x40x42 mm  
Color: Black & Silver & Red



HSF-02

Material: ABS  
Bulb type: 1LED  
Battery: 4 AAA  
Product Size: 135x40x38 mm  
Product Weight: 80g



HSF-03

Material: ABS, Anti-fall rubber  
Bulb type: 3 large LEDs  
Battery: 2D (Not Included)  
Product Size: 230x60x65 mm  
Product Weight: 220g



ALARM CLOCK

BT508

- Bluetooth Version: V5.0
- Bluetooth Profiles: A2DP, AVRCP, HFP, HSP
- Bluetooth Range: Over 10 meters (30 feet)
- Wireless Spectrum: 2.402-2.480GHz, ISM
- Charge Cable: TYPE C
- Working Time: about 6 hours calls&music (middle volume)
- Capacity: DC3.7v 2000mAh
- Speaker size: φ45mm
- Output: 5W
- Passive Vibrating Diaphragm: φ40mm x1
- Port: AUX-in, Micro SD card, TYPE C, DC5V1A
- Charging power supply: DC5V2A / 9V2A
- Output power: 5V/9V, 1A==2A 10W backward compatible
- Fast charge: support QC3.0 / QC2.0
- Product weight: about 385 grams

Model	Specifications	Color
BT-508	W130xD90xH68.5mm	Black



BT509

- Product size: 11.4\*4.5\*8.7cm
- Digital Alarm Clock with Buzzer and Radio
- Alarm Sound 12 Hour Time System.
- You can choose buzzer or radio as the alarm sound
- Voltage is AC110V-220V 50-60Hz, the cable length is 1.5M,
- 2 AAA batteries for back up power

Model	Specifications	Color
BT509	W430xD350xH200mm	Black



Color options



## HOTEL TABLE LAMP

### L-03

- Size: 18\*6\*60cm
- Light 5W , CT 3000K
- Input Voltage: 220-240V
- Materia: Metal + Marble base
- Plug: British /VDE plug for option
- Color: Gold/Black



### L-01/L-02

- Size: Short arm 250mm /360mm
- Material: Aluminum+Zinc Alloy
- Light Bulb: E27\*7W
- Plug: Optional
- Input Voltage(V): 220V



### L-05

- LED desk lamp
- LED Color: 3 colors
- Material: Aluminum Alloy + ABS
- Light Source: LED
- Size: 39\*10.8\*3cm
- Light Color: Warm White, warm
- Packing: 24 pcs
- Switch: Touch Switch
- Color: black or white for option
- Inner box : 43.3\*11.5\*4cm



## LEATHERETTE COLLECTION



Classic & Commercial Style



Our leatherette accessory can be designed  
in any color & size according to the hotel designs



## ACRYLIC COLLECTION



Classic & Commercial Style

## ACRYLIC COLLECTION



We offer bespoke solution to make the right fits with the design of any hotel room.

LUGGAGE TROLLEY



XL-22  
SIZE:(L)1100X(W)650X(H)1930



XL-23  
SIZE:(L)1050X(W)610X(H)1900



XL-3  
SIZE:(L)1100X(W)650X(H)1860



XL-1C  
SIZE:(L)1050X(W)610X(H)1860

LUGGAGE CART



XL-2B  
SIZE:(L)480X(W)360X(H)1200



XL-2  
SIZE:(L)480X(W)360X(H)1200



XL-6  
SIZE:(L)1050X(W)610X(H)880



XL-6A  
SIZE:(L)1280X(W)660X(H)950



HOUSEKEEPING TROLLEY



MC-F038  
SIZE:(L)1420X(W)460X(H)1200



HS-F004  
SIZE:(L)900X(W)460X(H)1050



C-38A  
SIZE:(L)1430X(W)460X(H)1200



C-82A  
SIZE:(L)1460X(W)460X(H)1200

LINEN TROLLEY



C-9B  
SIZE:(L)950X(W)600X(H)900



C-9A  
SIZE:(L)920X(W)560X(H)910



MC-F048  
SIZE:(L)900X(W)650X(H)850



C-43  
SIZE:(L)950X(W)560X(H)840

WOODEN HANGER



METAL HANGER



ANTI-THEFT HANGER



SATIN HANGER



ABS HANGER





SOAP DISPENSER

LK-7118H

Capacity:350ml  
Output :2ml  
Color :Satin Finished+Clarity  
Main Material:304 stainless steel+PC  
ProductSize:L122xW100xH241mm



LK-7118L

Capacity :280ml  
Output:2ml  
Color :Satin Finished+Clarity  
Main Material : 304 stainless steel+PC  
Product Size:L122xW100xH218mm



LK-7118H-2

Capacity:350ml×2  
Output :2ml  
Color :Satin Finished+Clarity  
Main Material:304 stainless steel+PC  
ProductSize:L216xW100xH241mm



LK-7118L-2

Capacity:280ml×2  
Output :2ml  
Color :Satin Finished+Clarity  
Main Material:304 stainless steel+PC  
ProductSize:L216xW100xH218mm



LK-7118H-3

Capacity:350ml×3  
Output :2ml  
Color :Satin Finished+Clarity  
Main Material:304 stainless steel+PC  
ProductSize:L309xW100xH241mm



LK-7118L-3

Capacity:280ml×3  
Output :2ml  
Color :Satin Finished+Clarity  
Main Material:304 stainless steel+PC  
ProductSize:L309xW100xH218mm



SOAP DISPENSER

HS-7116A

Capacity:300ml  
Material: ABS  
Product Size: L63\*W75\*H215mm  
Ctn size: 43.5\*37.5\*47cm  
Qty/ctn:50pcs  
N.WIG.W.: 11kg/13.37kg



HS-7116A-2

Capacity:300ml×2  
Material: ABS  
Product Size: L130\*W75\*H215mm  
Ctn size: 44.2\*34.3\*47cm  
Qty/ctn:24pcs  
N.W./G.W.: 12kg/14.1kg



HS-7116B

Capacity:300ml  
Material: ABS  
Product Size: L63\*W75\*H215mm  
Ctn size: 43.5\*37.5\*47cm  
Qty/ctn:50pcs  
N.WIG.W.: 11kg/13.37kg



HS-7116B-2

Capacity:300ml×2  
Material: ABS  
Product Size: L130\*W75\*H215mm  
Ctn size: 44.2\*34.3\*47cm  
Qty/ctn:24pcs  
N.W./G.W.: 12kg/14.1kg



LK-7902A

Capacity:300ml×2  
Material: ABS+PET  
ProductSize:L129xW90xH197mm  
Packing Size:55.2x49.5x40cm  
Qty:40pcs  
N.WIG.W.: 10.3kg/14.27kg



LK-7903A

Capacity:300ml×3  
Material: ABS+PET  
ProductSize:L193xW90xH197mm  
Packing Size:61.5x49.5x40cm  
Qty:30pcs  
N.WIG.W.: 11.5kg/15.45kg



WORLD-CLASS COMPETITIONS AND  
HOSPITALITY PROJECT OVERVIEW



2019 Wuhan Military Games



2021 Xi'an National Games



2023  
The 19th Asian Games Hangzhou



Expo 2020 Dubai



The 2022 Qatar World Cup



The 2024 Paris Olympics



Fishermans Village  
with Sea Views,  
Downings, Ireland



HOTEL MONTECITO SOFIA



Chasse Hotel



Lesvion Hotel



lancaster hotel



Grand Cititel  
Hanoi Hotel



Blanc Smith Hotel



Hotel Arissa



Empyrean Dhaka City Centre



FTE Ba Dinh Hotel



Best Western Hotel  
am Kastell



ARTHAMA HOTELS  
MAKASSAR



FOR RESORTS&HOTELS

Get In Touch

We are looking forward to hearing from you! We reply within 24 hours!



Address

701A,GuangFa Building,Xinhu Road,Xixiang Ave,Shenzhen,China



Mobile

+86 17322532895



Wechat

JASON-DERBAL



WhatsApp

+86 15918341679



Email

inquiry@resortssupplies.com

<https://www.resortssupplies.com/>